



SPARTANS

2018 BASEBALL



CHASE BISHOP

RYAN CAVENESS

GRAYSON CHAPMAN

RYAN CLINCH

AUSTIN EMBLER

MATT FRISBEE



GREG HARDISON

BYRCE HENSLEY

ALEX HOPPE

TREY KISSACK

ZACH KUCHMANER

JAKE KUSZ



JAKE LEWIS

DAN LOATS

JOSH MADOLE

JAKE MAYHEW

JACK MAYNARD

ANDREW MORITZ



JACK PONDER

DEVIN RUIZ

COLEMAN SAWYER

TRIPP SHELTON

ALEX SOVA

BRANDON STEPHENS



DILLON STEWART

CHAD SYKES

CESAR TREJO

JEREMIAH TRIPLETT

ANDREW WANTZ

CALEB WEBSTER



EASTON WELCH

HOGAN WINDISH

MICHAEL BATES

ADAM HUTSON

2018 UNCG BASEBALL

2018 UNCG BASEBALL SCHEDULE

<p>HOME</p> <p>Feb. 16-18 4:00/2:00/1:30 p.m.</p>  <p>Appalachian State Greensboro, N.C.</p>	<p>HOME</p> <p>Feb. 20 4:00 p.m.</p>  <p>Oakland Greensboro, N.C.</p>	<p>AWAY</p> <p>Feb. 23-25 3:30/2:00/1:00 p.m.</p>  <p>Tennessee Knoxville, Tenn.</p>	<p>AWAY</p> <p>Feb. 28 4:00 p.m.</p>  <p>Wake Forest Winston-Salem, N.C.</p>	<p>HOME</p> <p>March 2-4 4:00/2:00/1:00 p.m.</p>  <p>Marist Greensboro, N.C.</p>	<p>AWAY</p> <p>March 6 6:00 p.m.</p>  <p>Winthrop Rock Hill, S.C.</p>
<p>AWAY</p> <p>March 7 4:00 p.m.</p>  <p>Elon Elon, N.C.</p>	<p>HOME</p> <p>March 9-11 4:00/2:00/1:00 p.m.</p>  <p>Lafayette Greensboro, N.C.</p>	<p>HOME</p> <p>March 13 4:00 p.m.</p>  <p>Elon Greensboro, N.C.</p>	<p>AWAY</p> <p>March 16-18 6:00/2:00/1:00 p.m.</p>  <p>Lipscomb Nashville, Tenn.</p>	<p>NEUTRAL</p> <p>March 21 6:00 p.m.</p>  <p>North Carolina A&T Greensboro, N.C.</p>	<p>HOME</p> <p>March 23-25 6:00/3:00/1:00 p.m.</p>  <p>VMI Greensboro, N.C.</p>
<p>HOME</p> <p>March 27 6:00 p.m.</p>  <p>High Point Greensboro, N.C.</p>	<p>HOME</p> <p>March 29-31 6:00/4:00/1:00 p.m.</p>  <p>Georgetown Greensboro, N.C.</p>	<p>HOME</p> <p>April 3 6:00 p.m.</p>  <p>Charlotte Greensboro, N.C.</p>	<p>AWAY</p> <p>April 6-8 5:00/2:00/1:00 p.m.</p>  <p>Western Carolina Cullowhee, N.C.</p>	<p>AWAY</p> <p>April 10 6:00 p.m.</p>  <p>High Point High Point, N.C.</p>	<p>HOME</p> <p>April 13-15 6:00/3:00/1:00 p.m.</p>  <p>ETSU Greensboro, N.C.</p>
<p>HOME</p> <p>April 17 6:00 p.m.</p>  <p>Wake Forest Greensboro, N.C.</p>	<p>HOME</p> <p>April 20-22 6:00/3:00/1:00 p.m.</p>  <p>Samford Greensboro, N.C.</p>	<p>AWAY</p> <p>April 27-29 6:00/3:00/1:00 p.m.</p>  <p>Wofford Spartanburg, S.C.</p>	<p>HOME</p> <p>May 5-7 6:00/3:00/1:00 p.m.</p>  <p>Mercer Greensboro, N.C.</p>	<p>HOME</p> <p>May 8 6:00 p.m.</p>  <p>Winthrop Greensboro, N.C.</p>	<p>AWAY</p> <p>May 11-13 6:00/2:00/1:00 p.m.</p>  <p>The Citadel Charleston, S.C.</p>
<p>AWAY</p> <p>May 17-19 6:00/6:00/1:00 p.m.</p>  <p>Furman Greenville, S.C.</p>	<p>NEUTRAL</p> <p>May 23-28 TBD</p>  <p>SoCon Tournament Greenville, S.C.</p>	<p>NEUTRAL</p> <p>June 1-4 TBD</p>  <p>NCAA Regional TBD</p>	<p>NEUTRAL</p> <p>June 8-10 TBD</p>  <p>NCAA Super Regionals TBD</p>	<p>NEUTRAL</p> <p>June 16-27 TBD</p>  <p>NCAA College World Series Omaha, Neb.</p>	

2018 UNCG BASEBALL

2018 QUICK FACTS

Name.....	University of North Carolina at Greensboro
Location.....	Greensboro, N.C.
Founded.....	1891
Enrollment.....	19,653
Nickname.....	Spartans
Colors.....	Gold, White and Navy
Stadium.....	UNCG Baseball Stadium (3,500)
Field Dimensions.....	LF-340, LC-370, C-405, RC-370, RF-340
Playing Surface.....	Natural Grass
Affiliation.....	NCAA Division I
Conference.....	Southern
Chancellor.....	Dr. Franklin D. Gilliam
Director of Athletics.....	Kim Record
Alma mater.....	Virginia, 1984
Athletics Department phone.....	[336] 334-5952
Ticket Office phone.....	[336] 334-3250

UNCG ATHLETICS COMMUNICATIONS/MARKETING

Assistant Athletics Director.....	Matt McColleston
Email.....	matt.mccolleston@uncg.edu
Cell phone.....	[336] 676-3407
Assistant Director [Baseball Contact].....	Dan Wacker
Email.....	d_wacker@uncg.edu
Cell phone.....	[608] 487-3858
Assistant Director.....	Korey Blucas
Email.....	k_blucas@uncg.edu
Director of Marketing and New Media.....	Dacia Ijames
Athletics Communications Video Coordinator.....	Tony Hermans
Athletics Communications Video Assistant.....	Tim Ruesche
Athletics Communications Video Assistant.....	Kelsey Schaneville
Athletics Communications phone.....	[336] 334-5615
Athletics Communications fax.....	[336] 334-3182
Office address.....	UNCG Athletics PO Box 26168 Greensboro, N.C. 27402-6168
Athletics Website.....	www.uncgspartans.com

UNCG BASEBALL TEAM INFORMATION

Head coach.....	Link Jarrett
Alma mater.....	Florida State, '94
Record at UNCG [seasons].....	142-131 [Five seasons]
Career record [seasons].....	Same
Assistant coach.....	Jerry Edwards
Alma mater.....	North Carolina Wesleyan, '99
Assistant coach.....	Joey Holcomb
Alma mater.....	Huntingdon, '06
Volunteer Assistant Coach.....	Blair Betts
Alma mater.....	UNCG, '15
Baseball Office Phone.....	[336] 334-3247
2016 Overall Record.....	36-24
2016 SoCon record/Finish.....	14-10/3rd
Position Players Returning/Lost.....	12/6
Pitchers Returning/Lost.....	12/1
Newcomers.....	10
NCAA Regional Appearances.....	Three [1994, 1997, 2017]

CREDITS

The 2018 UNCG Baseball Digital Guide was written and designed by Dan Wacker, UNCG Assistant Director of Strategic Communications. Assistance provided by Assistant Athletics Director for Strategic Communications Matt McColleston and assistant director of strategic communications Korey Blucas.

Additional design assistance by Director of Marketing Dacia Ijames.

Photography: Joe Brown, Carlos Morales, Tim Cowie, WG Sports, Chris English, Jerry Wolford, Sideline Sports and Rod Wyatt

TABLE OF CONTENTS

UNCG Campus Map.....	4
Quick Facts/Table of Contents.....	5
Chancellor Franklin D. Gilliam, Jr.....	6
Director of Athletics Kim Record.....	7
Spartan Success Stories.....	8-9
UNCG Baseball Stadium.....	10-11
Head Coach Link Jarrett.....	12-15
Assistant Coaches.....	16-18
2018 UNCG Baseball Roster and Roster Breakdown.....	19-21
2018 Opponent Rundown.....	22-23
2017 Overall Statistics.....	25
2017 Game-by-Game Results.....	26
The Southern Conference.....	27
2017 Southern Conference Baseball Review.....	28
Single Game Records.....	29
Season Records.....	30-32
Career Records.....	32-36
Yearly Leaders.....	36-40
All-Time Series Records.....	41
Annual Team Totals.....	42
Season-By-Season Results.....	43-48
All-Americans/All-Conference/SoCon Weekly and Monthly Awards.....	48
All-Time Program Roster.....	49
Spartans in the Major League Baseball Draft.....	50-54
The Spartan Club.....	55-56

The University of North Carolina at Greensboro [UNCG] athletic department is on probation for a two-year period, which began on June 25, 2015 and will end on June 24, 2017. UNCG received the final decision from the NCAA Committee on Infractions on June 25, 2015, regarding its Level II case of NCAA violations that were initially discovered by the University in the fall of 2011.

As part of the penalties imposed by the NCAA Committee on Infractions, UNCG will vacate all wins and records in which ineligible student-athletes competed during the 2007-08 through 2012-2013 academic year. Those records are notated in this guide with an asterisk. For more details on the NCAA Committee on Infractions report, please visit www.uncgspartans.com.



2018 UNCG BASEBALL



CHANCELLOR FRANKLIN D. GILLIAM, JR. THIRD YEAR AT UNCG

The Board of Governors of the University of North Carolina elected Dr. Franklin D. Gilliam, Jr., as the eleventh Chancellor of The University of North Carolina at Greensboro [UNCG]. Chancellor Gilliam brings to UNCG and the UNC system a wealth of experience from a career that spans more than thirty years in higher education. He took office on September 8, 2015. Prior to this appointment, Dr. Gilliam served as Dean of the UCLA Luskin School of Public Affairs for seven years and was a longtime UCLA Professor of Public Policy and Political Science. His research focused on strategic communications, public policy, electoral politics, and racial and ethnic politics. As Dean of UCLA Luskin, Gilliam shepherded a \$50 million naming gift and launched and executed an ambitious strategic plan and capital campaign, establishing the school as a regional leader in addressing and finding solutions to some of society's most pressing problems. Prior to his appointment as Dean at UCLA, Dr. Gilliam served as the inaugural Associate Vice Chancellor of Community Partnerships in the University of California system from 2002 to 2008. As Associate Vice Chancellor, he championed UCLA's civic engagement by supporting engaged scholarship and community collaborations to improve the quality of life for residents of Los Angeles. Dr. Gilliam's research focused on strategic communications, public policy, electoral politics, and racial and ethnic politics. He is the author of *Farther to Go: Readings and Cases in African-American Politics* [Harcourt Brace], and his work has been published in many leading academic journals. He is frequently interviewed or cited by national and international news outlets such as CNN, The New York Times, The Washington Post, NPR, The Huffington Post, and the BBC. Dr. Gilliam is a senior fellow with the FrameWorks Institute [winner of the 2015 MacArthur Award for Creative and Effective Institutions], where he has served as director of the "Framing Race in America" project and has contributed to research and training on health care, racial equity, early child development, youth and rural issues, and criminal justice. He serves on the boards of the Greensboro Partnership, Union Square Campus, Gateway University Research Park, and the FrameWorks Institute. In his first year at UNCG, Dr. Gilliam worked with board members and key leaders to assure UNCG's inclusion on the Connect NC bond referendum, which voters ultimately passed, securing \$105 million in funding for a new nursing and STEM building. He worked with campus leaders to secure a transformative gift from community leader and philanthropist Tobee Kaplan, who donated \$5 million to name the Leonard J. Kaplan Center for Wellness. The gift is only the third of this size in UNCG's history. Dr. Gilliam was honored with the 2015 Upton Sinclair Award by the Liberty Hill Foundation for his renowned work advancing civic engagement and commitment to issues of equity. Twice nominated for UCLA's Luckman Distinguished Teaching Award, he has also taught at the University of Wisconsin-Madison, Grinnell College, and the University of Dar Es Salaam, Tanzania, and was a Visiting Scholar at Brandeis University. In addition, he taught at Columbia University, Fisk University, and – with former Vice President Al Gore – at Middle Tennessee State University. Dr. Gilliam received his B.A. from Drake University and his M.A. and Ph.D. in Political Science from the University of Iowa. Dr. Gilliam has been married for 25 years to Jacquielean Gilliam, most recently the Executive Director of Scholarships & Student Support Initiatives and Campus-Wide Initiatives at UCLA and now a philanthropic consultant. They are parents to Ariel Gilliam, a recent UCLA graduate and Franklin D. "Trey" Gilliam, III, who is a student at Emerson College.

CHANCELLOR'S EXECUTIVE STAFF

Provost and Executive Vice Chancellor	Dana L. Dunn
General Counsel	Jerry D. Blake More
Director of Federal and External Affairs	Nikki Baker
Director of State and External Affairs	R. Andrew Cagle
Vice Chancellor for Student Affairs	Cherry M. Callahan
Associate Vice Chancellor for University Advancement	Kristine J. Davidson
Acting Vice Chancellor for IT Services	Donna R. Heath
Associate Vice Chancellor for Strategy and Policy	Julia Jackson-Newsom
Vice Chancellor for Business Affairs	Charles A. Maimone
Associate Vice Chancellor and Chief Communications Officer	Jeff S. Shafer
Vice Chancellor for Research and Economic Development	Terri L. Shelton
Chancellor's Fellow for Campus Climate	Julia Mendez-Smith
Chief of Staff	Waiyi Tse
Vice Chancellor for Enrollment Management	Bryan Terry
Vice Chancellor for University Advancement	Jan Zink

UNCG BOARD OF TRUSTEES

Charles Blackmon
Frances Bullock
Vanessa Carroll
Mona Edwards
Brad Hayes
Kathy Manning
Betsy S. Oakley
Elizabeth C. Phillips
William A. Priddy, Jr.
Ward Russell
Susan M. Safran
David Sprinkle
Holly Shields





DIRECTOR OF ATHLETICS KIM RECORD NINTH YEAR AT UNCG

Kim Record is in her ninth year as the Director of Athletics at UNCG in 2017-18. Record was named to the post Sept. 27, 2009 and leads a program that fields men's and women's teams in 17 sports, over 250 student-athletes and 70 employees. She was honored as one of 28 Under Armour Athletic Director of the Year award recipients at the 2014 NACDA Convention in Orlando in the NCAA Division I-AAA category. Since arriving, Record has reshaped and revamped the athletic department across the board. UNCG has seen improvements on the field and has stimulated interest within the campus and Greensboro communities. During her first eight years at UNCG, Record has implemented 'The Spartan Way' strategic plan in an effort to ensure the continued success and future improvement of Spartan Athletics. The plan includes five core values and six goals for the department summarized with the motto - 'We discover and develop champions in life.' Record has guided UNCG to success on and off the court during her time in Greensboro. Last season, the Spartans had one of the most successful seasons all-around led by the regular season championship in the Southern Conference by the men's basketball program. The men's hoops team earned the SoCon's automatic bid in the National Invitation Tournament (NIT) and advanced to the SoCon Tournament championship game. The women's basketball program, under the guidance of first-year head coach Trina Patterson, advanced to the championship game of the Women's Basketball Invitational (WBI) while posting its most wins since 2006-07. Last spring continued the excellence on the field as the softball program won the SoCon regular season title and the baseball team won the SoCon Tournament championship and advanced to the NCAA Tournament. Baseball won a game in the Clemson Regional during its first postseason visit since 1997. In the classroom, the Spartans placed 169 student-athletes on the SoCon Honor Roll for 2016-17. In the spring semester alone, UNCG set a program-record with a 3.25 GPA for all student-athletes. In 2015-16, the Spartans had five teams finish in the top three of the Southern Conference regular season standings, including the men's soccer team, which won the regular season crown. Additionally, the men's basketball team qualified for the postseason for just the fourth time in program history and hosted a postseason game for the first time in program history in the College Basketball Invitational (CBI). In the classroom, the Spartans placed 141 student-athletes on the Southern Conference Honor Roll for the 2015-16 season. UNCG also had three name as Academic All-America last season in Noah DeAngelo (men's soccer), Lucy Mason (women's basketball) and Nicole Thomas (softball). Record guided UNCG through the NCAA Division I Certification process in 2011-12, which must be completed at least once every 10 years. The certified designated denotes that an institution operates its athletics program in compliance with operating principles adopted by the Division I membership. Record, who served on the NCAA Championships cabinet in 2012-13, is also the vice-chair of the Greensboro Sports Commission, an active member with the Greensboro Rotary, a member of the Greensboro Sports Council and a member of the Women's Professional Forum. Record, in conjunction with former Chancellor Dr. Linda P. Brady, helped develop school spirit-building campaigns such as Move In, Sunday Funday, Go Blue Preview and Blue & Gold Fridays. Record is responsible for the leadership, administration, organization and finances of UNCG's athletics program, which underwent a major shift in men's basketball. The Spartan men's basketball team began playing its games in the Greensboro Coliseum in 2009-10 and will be entering its eighth year calling the Coliseum the home of the Spartans. Record coordinates fundraising and operation of the Spartan Club with the vice chancellor for university advancement. She oversees efforts to engage alumni, fans and the community with UNCG athletics. The Spartan Club has surpassed its annual scholarship fund goal for the past five years. The 2015-16 athletic scholarship fund goal was \$425,000 and the Spartan Club eclipsed that mark by raising a total of \$425,329, an all-time high. Over the past five years, the Spartan Club has raised more cash and gifts in kind than any other five-year period in the program's history. In addition, the Spartan Club and the Student-Athlete Advisory Council coordinated the True Spartan Challenge, a student-athlete giving campaign that saw 100 percent of UNCG stu-

dent-athletes make a gift back to their team enrichment funds for the third consecutive year. Record also has a lead role in strategic planning and in athletics facilities development. She helped complete the facility upgrades at the UNCG Baseball Stadium and the renovations of the HHP locker room facilities. The 12,000 square foot HHP facility hosts team lounges, shower facilities and general locker room areas for men's and women's basketball, men's and women's tennis, men's and women's cross country and track, men's and women's soccer, volleyball and softball. In 2011-12 alone, the Spartans posted five regular season titles under her watch, including championship banners in men's and women's cross country, men's soccer, women's tennis and a divisional title in men's basketball. UNCG also had five Southern Conference Player of the Year award winners and five conference Coach of the Year honorees in 2011-12. Record, who served as a consultant with ISP Sports before taking her current position, was the senior associate director of athletics at Florida State University from 1995 to 2008, and held a succession of positions at the University of Virginia from 1984-1995, culminating with an appointment as associate director of athletics for administration. Record emerged from a national search that drew 125 candidates, and is UNCG's first female athletic director. She is only the second woman to hold an athletic director's position in the 89-year history of the Southern Conference. In her 13 years at Florida State, she had a broad range of administrative duties, including serving as a member of the Executive Management Team, which determined and implemented policy decisions for a 19-sport, \$50 million intercollegiate program. She directly supervised three sports programs - men's and women's basketball and women's soccer - and monitored Title IX compliance. Other areas included executive-level staffing; day-to-day departmental operations; serving as liaison with the trademark licensing program; and oversight for marketing, media and public relations, and radio and television contracts. In construction, she facilitated FSU's \$6 million state-of-the-art soccer and softball stadium and its \$10 million men's and women's basketball training center. She oversaw a project that showcased the history of athletics at FSU as part of a \$100 million facilities improvement plan. Her initial responsibilities as associate director of athletics at FSU included oversight of men's and women's tennis, swimming & diving and softball. Record also held the designation of senior woman administrator. At Virginia, she supervised all aspects of the day-to-day operations of the department and specialized in external operations. She implemented marketing and promotional strategies for all 26 sports programs as associate director of athletics for external operations. She was the executive staff member of a capital campaign team created to raise \$50 million. She rose through the ranks at Virginia, where she earned her bachelor's degree, starting out as a sports information intern who was progressively promoted in the department to associate director of athletics for administration. As a consultant with ISP, Record provided marketing expertise in the area of athletics sports signage, including video boards, scorer's tables and other digital signage. She has also coordinated purchase and installation between vendor, institution and ISP. Within the National Association of Collegiate Directors of Athletics (NACDA), Record has served on both the executive committee and the Director's Cup Committee. Within the NCAA, she served on the Women's Soccer Committee and the Regional Soccer Committee. A native of Charlottesville, she graduated from Virginia and earned an M.S. degree in sports management from Florida State. She has two sons - Kyle, who lives in California and Josh, a former student-athlete at the College of Charleston.

SPARTAN SUCCESS STORIES



Student-athletes at UNCG have enjoyed a tremendous amount of success over the years. Although the athletic department celebrated its 50th season in 2016-17, athletics at UNCG date back to the 1940s in the days before the university became co-ed. Golfer Nancy Porter, who went on to a successful pro career, is regarded as one of UNCG's first student-athletes, competing in tournaments on the national level in the late 1940s. In 1963, as the university prepared to go co-ed, UNCG began to formally organize athletic teams. Women's basketball, under head coach Ellen Griffin, women's tennis, women's golf and field hockey were started. LPGA Hall of Famer Carol Mann was on one of the early UNCG women's golf teams. In 1967, UNCG began men's athletics and the intercollegiate athletics program received formal recognition from the university. In the fall of 1967, the Spartan was adopted as the program's mascot. In 1968, UNCG's men's teams joined the Dixie Athletic Conference, known today as the USA South Conference, on the NCAA Division III level. Women's teams competed as part of the AIAW early on, with UNCG being one of the lead organizers of the organization. Two of the first men's sports were basketball and bowling. In 1971, with the emergence of the five-player rule in women's basketball, UNCG finished fourth in the National Collegiate Tournament. Two years later, the women's golf team won the AIAW national title - UNCG's first-ever team national crown. Porter coached the squad and future professional golfer Donna Horton White was on the squad. Since then, UNCG has enjoyed a number of successes:

- Five national titles in men's soccer during the 1980s and a runner-up finish in women's tennis.
- An unprecedented five-year move from Division III to Division II to Division I -- went from Division III in 1987, to Division II in 1988-90 and have been Division I since 1991.
- A trip to the "Big Dance" - the NCAA men's basketball tournament - in just its fifth year of Division I status.
- Men's soccer coach Michael Parker and women's basketball coach Lynne Agee were the first to lead teams to the NCAA tournament in all three divisions.
- A baseball squad built from scratch by Mike Gaski that qualified for the NCAA tournament in just its fifth season of play.
- A men's soccer program that conquered all comers for two months to become the No. 1 team in the nation in 2004, the beginning of UNCG's three straight NCAA tournament Round of 16 appearances and four in five years.
- Kyle Hines, who became just the sixth player in college basketball history to record 2,000 points, 1,000 rebounds and 300 blocked shots in a career.
- Individuals like wrestler Dock Kelly, who overcame birth defects that left him without legs, qualifying for the NCAA Championship.
- Students like Siggj Eyjolfsson earning Academic All-American honors three times.
- Men's basketball games moved off campus to the Greensboro Coliseum - one of the premier facilities in the country.

From major league pitchers Brian Moehler and Max Povse to MLS champion Alejandro Moreno to LPGA star Becky Morgan, Spartan alumni have gone on to successful careers in sports. That success isn't just limited to the playing field, either. The late Doug Hamilton was one of the pioneers within MLS and played on the UNCG national championship teams of the 1980s. Eyjolfsson returned to his native Iceland and is one of the top people in his native country's soccer federation, currently serving as their women's national team head coach. Spartan athletics has had its success stories over the years ... and the best is yet to come.

UNCG CHAMPIONSHIP HISTORY

National Championships

[Six Overall]

Women's Golf	1973 AIAW
Men's Soccer	1982 NCAA III
Men's Soccer	1983 NCAA III
Men's Soccer	1985 NCAA III
Men's Soccer	1986 NCAA III
Men's Soccer	1987 NCAA III

Conference Tournament Titles

[46 overall: 34 in NCAA Div. I]

Women's Volleyball	1981
Women's Basketball	1982
Women's Volleyball	1982
Women's Volleyball	1983
Women's Basketball	1983
Softball	1983
Women's Basketball	1984
Women's Volleyball	1984
Women's Basketball	1985
Women's Basketball	1987
Women's Basketball	1988
Softball	1988
Men's Soccer	1993
Softball	1994
Women's Soccer	1994
Men's Soccer	1994
Softball	1995
Men's Golf	1995
Women's Golf	1995
Men's Tennis	1995
Men's Basketball	1996
Men's Golf	1996
Women's Golf	1996
Softball	1996
Women's Soccer	1996
Men's Soccer	1996
Baseball	1997
Women's Tennis	1997
Softball	1997
Women's Soccer	1997
Men's Soccer	1998
Women's Soccer	1998
Women's Basketball	1998
Men's Basketball	2001
Women's Soccer	2001
Women's Soccer	2003
Men's Soccer	2005

Women's Soccer	2006
Men's Soccer	2006
Men's Soccer	2008
Wrestling	2010
Men's Tennis	2010
Men's Soccer	2010
Women's Soccer	2010
Baseball	2017
Women's Soccer	2017

Conference Regular Season Titles

[86 overall: 52 in NCAA Div. I]

Men's Tennis	1974
Men's Basketball	1981
Men's Tennis	1981
Women's Volleyball	1981
Men's Soccer	1981
Women's Basketball	1982
Softball	1982
Women's Tennis	1982
Women's Volleyball	1982
Women's Basketball	1983
Softball	1983
Women's Tennis	1983
Women's Volleyball	1983
Men's Soccer	1983
Women's Basketball	1984
Softball	1984
Men's Tennis	1984
Women's Tennis	1984
Women's Volleyball	1984
Men's Soccer	1984
Women's Basketball	1985
Women's Tennis	1985
Men's Soccer	1985
Men's Tennis	1986
Women's Tennis	1986
Men's Soccer	1986
Men's Basketball	1987
Women's Basketball	1987
Women's Tennis	1987
Men's Soccer	1987
Men's Basketball	1988
Women's Basketball	1988
Men's Tennis	1988
Women's Tennis	1988
Softball	1993
Women's Basketball	1993

Men's Soccer	1993
Women's Soccer	1993
Women's Basketball	1994
Baseball	1994
Men's Soccer	1994
Women's Soccer	1994
Men's Basketball	1995
Women's Basketball	1995
Softball	1995
Men's Soccer	1995
Women's Soccer	1995
Volleyball	1995
Men's Basketball	1996
Women's Basketball	1996
Softball	1996
Men's Soccer	1996
Women's Soccer	1996
Softball	1997
Baseball	1997
Women's Basketball	1997
Women's Soccer	1997
Men's Soccer	1997
Women's Basketball	1998
Baseball	1998
Women's Soccer	1998
Men's Soccer	1998
Women's Basketball	1999
Women's Soccer	2000
Men's Tennis	2001
Women's Soccer	2001
Women's Basketball	2002
Men's Basketball	2002
Men's Soccer	2004
Women's Soccer	2004
Men's Soccer	2005
Women's Soccer	2006
Men's Soccer	2006
Women's Soccer	2007
Women's Cross Country	2011
Men's Basketball	2012 ^
Women's Tennis	2012
Women's Soccer	2012
Men's Soccer	2015
Men's Basketball	2017
Softball	2017

^ SoCon North Division title

2018 UNCG BASEBALL



UNCG BASEBALL STADIUM

Home to the Spartans since 1999, the UNCG Baseball Stadium provides the program with one of the finest on-campus playing facilities in the Southern Conference and the state of North Carolina. The stadium was dedicated when the Blue and Gold played George Washington on Feb. 12 before a crowd of 1,835. With two grass berms on either side of the main seating area, the facility can accommodate upwards of 3,500 spectators. The UNCG Baseball Stadium also recently hosted the 2014 North Carolina 4A baseball state championship series.

In the fall of 2010, work was completed on a \$2.3 million fieldhouse which is located along the first base line. The new 10,000-square-foot facility provides numerous uses for the program. The building has a team locker room; a lounge area for players; a locker room for the coaching staff; two batting cages; an equipment room; and a dedicated athletic training room. Prior to the 2008 season, a new scoreboard with a video system was unveiled. It allows live video to be run through the board and provides graphics informing fans of the latest up to the second statistics for players in the game. On April 18, 2006, it was the site of UNCG's first win over a top-ranked team as the Spartans defeated No. 1 North Carolina, 7-6. The Tar Heels went on to appear in the national championship game later that year.

The stadium, which was built at a cost of \$5.4 million, is set on approximately 13 acres and includes a state-of-the-art field, offices for all the coaches, a press box, a ticket office, concession building, public restrooms and a grounds maintenance building. The stadium includes 889 fixed, fold-down seats and grass slopes along both foul lines that provide space for additional seating. The field has a layered design with drainage pipe in trenches covered with a gravel base and a sand/soil rootzone mixture that provides optimum turf growing conditions with excellent drainage. The Major League-sized dugouts are equipped with restrooms along with phones to the bullpens and press box for easy communication. Equipped with stadium lighting, scoreboard and public address system, the stadium also has a press box that includes a working space to accommodate print and electronic media needs.

The university and designers incorporated several features to produce an attractive, top-of-the-line facility. These features include brick walls matching other university buildings, extensive landscaping, including over 120 trees, a new university entrance sign and two significant sculptures incorporated into the buildings.

The UNCG Baseball Stadium has also been highly decorated by several different publications. After the 2016 season, the stadium was ranked the 46th best park in all of Division I baseball by Stadium Journey. The stadium was ranked No. 2 on the "Best 1,000ish Seat Stadium" by Eric Sorenson of eastonbaseball.com in 2012. In 2006, the UNCG Baseball Stadium was ranked the fifth-best college baseball stadium, again by Eric Sorenson, this time through CSTV.com.

Since the stadium opened in 1999, the Spartans have recorded 15 winning seasons and own an overall record of 356-196-1. In 2003, UNCG earned 27 wins at home, the most in a single season. In the 2016 season, the Spartans earned a 25-5 record at the UNCG Baseball Stadium, recording the program's highest home winning percentage at .833.

2018 UNCG BASEBALL





HEAD COACH LINK JARRETT SIXTH SEASON AT UNCG

Link Jarrett will enter his sixth season as the head baseball coach at UNCG in 2018. Jarrett, formerly a two-time Assistant Coach of the Year award winner and offensive mastermind brought 13 prior years of coaching experience to the program, including stops at Flagler, Mercer, Florida State, East Carolina and Auburn. In eight of the last ten seasons, his teams at UNCG, Auburn and East Carolina have led their respective leagues in batting average. Additionally, Jarrett has coached 71 players who have entered the professional baseball ranks and signed three first round selections that chose to sign a professional contract foregoing college (Mike Trout, Addison Russell, and David Dahl). Of those 71 players, 11 have played or are currently playing in the major leagues. UNCG earned its first-ever Southern Conference Tournament title in 2017, earning the automatic bid in the NCAA Tournament for the first time since the 1997 season. The Spartans finished 2017 36-24, marking back-to-back seasons with 36 or more wins for the second time in school history. The UNCG offense continues to prove its one of the top in the nation, leading the league in average [.320], runs [438] and triples [33]. The Spartans led the NCAA in triples and triples per game, as well as being in the top 25 in the country in six offensive categories. Four Spartans earned All-Southern Conference awards following the 2017 season. Freshman Caleb Webster was named the league's Freshman of the Year, as well as earning Freshman All-American honors from Collegiate Baseball and the NCBWA and first team All-SoCon honors at third base. Sophomore centerfielder Andrew Moritz earned first team All-SoCon after leading the league in average batting average for the second time in as many seasons. Second team All-SoCon selections included outfielder Ben Spitznagel and designated hitter Cesar Trejo. UNCG had two players drafted in the 2017 MLB Draft, continuing Jarrett's streak of at least one draft pick in every season he's been the skipper. The Arizona Diamondbacks took right-handed pitcher Jack Maynard in the 21st round, pick 622 overall. The Oakland Athletics selected senior Ben Spitznagel in the 27th round, pick 801. Maynard was a junior college transfer who tied for the team lead in strikeouts, fanning 80 hitters in 682 innings of work. As a reliever, Maynard earned a 1.77 ERA and three saves. Spitznagel was a two-time All-SoCon second team selection, playing second base in his junior season and outfield as a senior. The Cincinnati, Ohio native is currently second all-time in career batting average, hitting at a .371 clip in two seasons at UNCG. In the classroom, the Spartan baseball team earned a 3.16 GPA during the Championship season, setting a new program record. The 2017 season started with one of the biggest wins in program history, defeating the fourth-ranked South Carolina Gamecocks at Founder's Park in front of 8,017 fans. The Spartans proved to be a tough out on Sunday afternoons, going 12-3 and were never swept throughout the course of the season. The team hit at a .333 average, allowed just 42 runs per game and averaged 8.67 runs. The Spartan pitching staff recorded one of the top seasons in recent history. The staff earned a 4.93 earned run average, the best team ERA since the 2011 season. The pitching staff struck out 487 hitters and limiting opponents to 231 free passes. The staff set a new school record, having recorded 19 saves as a team. In Southern Conference play, UNCG earned a 14-10 record, recording series victories over Western Carolina, ETSU, The Citadel and took the program's first series against the Mercer Bears. UNCG recorded three sweeps on the season, taking every game of a weekend series with Maryland Eastern Shore, Lafayette and Furman. Furman finished the season as the fourth seed in the SoCon tournament, with UNCG taking five of six games from the Paladins, including two victories in the SoCon Tournament. In 2017, Jarrett continued his role as the coaches representative on the Southern Conference Baseball Committee, as well as voting in the USA Today Coaches Poll. In his fourth season at the helm, Jarrett earned Southern Conference Coach of the Year honors in 2016 as UNCG led the SoCon in average, runs, hits, doubles, triples, RBI, total bases, slugging percentage, on-base percentage, sacrifice flies and finished with a SoCon best 38-21 record. The 38 wins are third most for UNCG Baseball, and it marks the most successful season since 1997. 2016 marked the most successful season in Jarrett's tenure, and was one of the most prolific offensive seasons in school history. Jarrett led the Spartans to a 38-21 overall record, with a 15-9 mark in SoCon action. UNCG finished tied for second place, the highest finish since the 1998 season when UNCG won the SoCon Regular Season Championship. The Spartans ended the 2016 season setting school records in batting average [.345], runs [492], hits [726], RBI [451], doubles [145], triples [32], and on-base percentage [.425]. At the conclusion of the 2016 season, UNCG led the NCAA in average, hits, doubles, triples and slugging percentage [538]. Eight Spartans, including Jarrett earned All-SoCon honors, the most of any season UNCG has been a member of the SoCon. RHP Andrew Wantz, OF L.J. Kalawaia, and 3B Collin Woody earned first team selections. 2B Ben Spitznagel and DH Dillon Stewart earned recognition on the SoCon's Second team. RHP Matt Frisbee, OF Andrew Moritz and UT Cesar Trejo were three of 12 players named to the All-Freshman squad. UNCG led the SoCon in total selections. Wantz also earned the SoCon Media Poll's Co-Pitcher of the Year award in 2016. UNCG had three players drafted after the 2016 season, tied for the most drafted players in school history, and the most in Jarrett's tenure. Kalawaia was drafted in the 21st round by the Los Angeles Angels. Smith was taken in the 24th round by the Boston Red Sox, and Woody was taken by the Baltimore Orioles in the 38th round. During the 2016 season, Jarrett served as a voter in the USA Today Coaches Poll, and worked as the coaches' representative on the Southern Conference Baseball Committee. UNCG finished the nonconference portion of the schedule at an impressive 20-9 mark, including a trio of weekend sweeps. The Spartans earned a three-game sweep of Binghamton, who qualified for the NCAA College Station Regional. The Navy and Gold earned a total of five weekend sweeps, the most in a season since the 2008 campaign. UNCG notched its

first-ever wins over Illinois, taking a pair of games from the Fighting Illini at the Coastal Carolina Invitational in Conway, S.C. While in Conway, UNCG earned a victory over eventual 2016 National Champion, Coastal Carolina. Jarrett continued to build the program in his third season in Greensboro in 2015, coaching the Spartans to a fourth-place finish in the Southern Conference standings. UNCG ended the season in the top 25 nationally in four statistical categories including home runs per game [seventh], slugging percentage [eighth], home runs [17th] and batting average [22nd]. The program took a large step forward academically in 2015 as the team boasted a collective 3.14 grade point average with 22 players recording a 3.0 or higher. The squad also placed 18 of its student-athletes on the 2014-15 Southern Conference Honor Roll - the most of any UNCG team. For the third-straight year, the Spartans had a pitcher selected in the Major League Baseball First Year Player Draft. The Atlanta Braves took Junior RHP Ryan Clark with the 150th pick in the fifth round. It was the second consecutive season the Braves took a UNCG pitcher in the top five rounds as former standout Max Povse was tabbed in the third round [102nd overall] of the 2014 draft. A trio of Spartans earned All-Southern Conference recognition on 2015 in outfielder Eric Kalbfleisch [Second Team], Clark [Second Team] and RHP Andrew Wantz [All-Freshman Team]. Additionally, three UNCG players were selected as SoCon Pitcher/Player of the Week while Clark earned recognition as the Southern Conference Pitcher of the Month for March.

Big wins continued to be a staple of the Jarrett era as the Blue and Gold picked up victories over a pair of ranked teams in No. 24 Liberty at the Keith-LeClair Classic in Greenville, N.C. and No. 17 North Carolina on the road in Chapel Hill, N.C. Jarrett has led the Spartans to five wins over ranked foes in his tenure as well as victories over every Atlantic Coast Conference program in North Carolina [Duke, NC State, North Carolina and Wake Forest]. UNCG also picked up a series win over SoCon newcomer and eventual league champion Mercer in Macon. The Blue and Gold was the only team to record a series win over the Bears in conference play. During the 2015 and 2016 campaigns, Jarrett served as a voter on the USA Today Top 25 Coaches Poll and was the coaches' representative on the Southern Conference Baseball Committee. In his second season at the helm of the Spartan baseball program, Jarrett again led the team to the Southern Conference's highest batting average at .310 - also good for sixth in the nation. In fact, UNCG finished in the top 50 nationally in eight different offensive categories including 22nd in runs scored per game [6.4]. A total of five Spartans hit .317 or better with junior Hunter King leading the way at .382 - the second-highest mark in the SoCon. King earned Southern Conference Player of the Month honors for April while classmate Jordan McDonald was named the league's hitter of the week March 24. As for league accolades, five UNCG players were recognized on the all-conference teams with King and senior Sean Guite earning first-team selection, McDonald and junior Eric Kalbfleisch garnering second-team honors and rookie Adam Swim landing on the all-freshman team. For the second time in as many seasons, Jarrett saw at least two of his players selected in the Major League Baseball First Year Player Draft as junior Max Povse was taken in the third round by the Atlanta Braves, senior Dylan Thompson was drafted by the Rockies in the 31st round and signee Alex Durham was scooped up by the New York Mets in the 12th round. As a team, UNCG recorded some significant series wins in SoCon play as the Spartans swept Elon for the first time ever and won their first series against Georgia Southern in Statesboro since 1998. The Blue and Gold also went 3-1 against local ACC foes Duke and Wake Forest - sweeping the home and home against the Demon Deacons for the first time since 2004. UNCG also picked up a road win at perennial power East Carolina while also sweeping Big East foe Georgetown and downing the Big Ten's Minnesota in a tournament in Myrtle Beach. Jarrett's offensive prowess paid immediate dividends to the Spartan offense in his first season as the team compiled a Southern Conference-best .311 batting average. It was the first time UNCG had ever finished on top of the league rankings in the statistic. In all, the Blue and Gold ended the season in the top four of the SoCon in batting average, slugging percentage, hits, doubles and sacrifice flies. On a national scale, the Spartans were 12th in batting average, 17th in slugging percentage, 23rd in doubles per game, 26th in home runs per game, 29th in hits, 31st in home runs, 33rd in scoring [runs per game] and 34th in total doubles. In terms of individuals, Jarrett mentored senior outfielder Christian Wolfe to a record-setting season in which he finished first in the Southern Conference and second nationally with a .421 batting average - the highest single-season gmark in program history. Wolfe became the first UNCG player since 2003 to earn All-America recognition as he was tabbed an All-America by three different publications. He would end the season ranked in the top 50 nationally in batting average [second], hits [26th], doubles per game [48th] and on base percentage [49th]. On the SoCon level, Wolfe checked in first in batting average, third in on base percentage, tied for third in hits, tied for fifth in doubles and 10th in total bases. UNCG also had two players drafted under Jarrett's watch as junior catcher Cambric Moyer and senior RHP Dominique Vattuone were selected in the 30th and 32nd rounds of the 2013 Major League Baseball First Year Player Draft. The Los Angeles Angels of Anaheim picked up Moyer while Vattuone became a member of the Oakland Athletics. The Spartans were well represented when the Southern Conference season-ending awards were revealed as Wolfe earned selection to the first team by both the league's head coaches and media panel. Additionally, redshirt freshman infielder Nin Marrero was named the SoCon Freshman of the Year by the media. Marrero and freshman RHP Ryan Clark were tabbed to the Southern Conference All-Freshman Team while senior infielder Trevor Edwards received recognition as a second-teamer. Jarrett's first season at UNCG was not without big wins either, as the Spartans traveled to Raleigh March 19 and knocked

2018 UNCG BASEBALL


off eventual College World Series participant NC State 8-5 in 11 innings. The Blue and Gold also captured their first series win over a ranked team when UNCG captured two of three over No. 22 Georgia Southern March 28-30 at the UNCG Baseball Stadium. Before his arrival in Greensboro, Jarrett spent three seasons as the assistant coach/director of player development at Auburn for coach John Pawlowski. During his time at Auburn, the Tigers averaged 34 wins per season and advanced to the Southeastern Conference Tournament all three years becoming just one of five SEC schools to accomplish that task. Under his guidance, the Tigers saw 19 players selected, 11 of which have been position players, in the Major League Baseball Draft in three seasons. SE-Baseball.com named Jarrett SEC Assistant Coach of the Year in 2010 as he helped the Tigers post a 43-17 overall record and capture the SEC West Division championship. Auburn advanced to the NCAA Tournament and hosted the NCAA Regional where is posted a .349 team batting average in the postseason. Jarrett was in charge of the team's offense and helped the Tigers set school records for batting average [.348], home runs [131] and slugging percentage [.591], the latter two both national bests in NCAA Division I baseball. Auburn's 816 hits, 584 runs and 91 runs per game also finished in the top 10 in the nation and led the SEC as did the team's on-base percentage [.423], RBI [549] and total bases [1385]. Additionally, Hunter Morris was name SEC Player of the Year in 2010. In 2012, Jarrett helped Auburn posted a 31-28 record while leading the SEC in batting average [.304], on-base percentage [.386], triples [19], stolen bases [113] and stolen base attempts [15]. The Tigers had four players drafted in the MLB Draft while also seeing six signees selected. Auburn led the league in conference play in batting average, hits, doubles, slugging percentage, on-base percentage and total bases. Prior to Auburn, Jarrett spent four seasons as the hitting instructor and recruiting coordinator at East Carolina under head coach Billy Godwin. He helped the Pirates advance to the NCAA Tournament his last three years while averaging 40.2 wins per season with a .639 winning percentage. He also aided East Carolina to a 46-20 record in his final year in Greenville in 2009, guiding the Pirates to a NCAA Regional host and championship with an NCAA Super Regional appearance in Chapel Hill. East Carolina also collected the 2009 Conference USA regular season title. SEBaseball.com named Jarrett the Conference USA Assistant Coach of the Year for his work in 2009. He helped the Pirates become of the most prolific offenses in the country, finishing with a NCAA-best 814 hits, while placing fourth in runs scored [565], sixth in doubles [154], seventh in home runs [108], 12th in slugging percentage [.546] and 15th in batting average. East Carolina also led Conference USA in on-base percentage [.415], RBI [523], total bases [1310] and fielding percentage [.971]. He helped recruit Conference USA Newcomer of the Year Chris Heston and All-Freshman Team selection Kevin Brandt. In 2008, East Carolina posted a 42-21 record with finishing as runner-up in the Coastal Carolina Regional. The Pirates led Conference USA in batting average, slugging percentage, on-base percentage, runs, hits, RBI, home runs, total bases and walks. East Carolina advanced to the NCAA Regional in 2007 with a 40-23 record as it led the league in home runs while finishing third in batting average e, slugging percentage, on-base percentage and RBI. Also, he recruited Conference USA Player of the Year Corey Kemp, Freshman of the Year Seth Maness, Newcomer of the Year Justin Bristow and All-Freshman Team member Dustin Harrington. Prior to East Carolina, Jarrett spent two seasons at Mercer as the recruiting coordinator, helping the team double its win total in his first season [2004], and then topping that with the team's first winning record since 1999 with a 28-26 mark during the 2005 campaign. Jarrett spent the 2003 regular season at his alma mater, helping Florida State to a 54-13-1 record and a Super Regional berth as well as an ACC regular season championship. Jarrett began his coaching career at Flagler College in St. Augustine, Fla., in 1999. Over the course of three seasons, Flagler established school records in batting average, hits, doubles, fielding percentage, ERA and double plays while posting a 108-63 record [.632] with a 40-win season in 2001 and a No. 5 national ranking. Jarrett was the starting shortstop on three College World Series teams at Florida State in 1991, 1992 and 1994. He earned NCBWA All-America honors as a junior and senior and still holds the NCAA record for career assists with 802. He also holds the FSU records for consecutive games played [235] and at-bats [989]. Jarrett was the 22nd round pick of the Colorado Rockies in the 1994 MLB Draft. He was voted the Most Spectacular Defensive Player in the organization in 1994 while playing for the Bend (Ore.) Rockies in Single-A and then hit .303 for the New Haven Ravens [AA] in 1997. Jarrett earned a bachelor's degree in communication with a minor in psychology from Florida State in 1994. He and his wife Jennifer, have two children, J.T. [18] and Dawson [15].

JARRETT AGAINST OPPONENTS

Albany.....	2-1
Appalachian State.....	1-4
Army.....	4-1
Binghamton.....	3-0
Campbell.....	2-1
Charlotte.....	0-1
Coastal Carolina.....	1-2
Clemson.....	0-2
College of Charleston.....	1-2
Columbia.....	0-1
Davidson.....	1-3
Dayton.....	1-2
Duke.....	1-4
East Carolina.....	1-4
Elon.....	6-6
ETSU.....	8-2
Furman.....	11-9
Gardner-Webb.....	1-1
Georgetown.....	6-0
Georgia Southern.....	4-2
Georgia Tech.....	0-3
High Point.....	3-4
Illinois.....	2-0
Lafayette.....	4-0
Lehigh.....	0-1
Liberty.....	1-0
Marist.....	5-1
Maryland Eastern Shore.....	5-0
Mercer.....	5-4
Michigan State.....	1-2
Minnesota.....	1-0
NC Central.....	1-0
NC State.....	2-5
North Carolina.....	1-0
North Carolina A&T.....	7-1
Ohio State.....	2-1
Princeton.....	8-4
Rhode Island.....	0-1
Samford.....	7-10
St. John's.....	1-1
South Carolina.....	1-2
The Citadel.....	8-8
UMBC.....	0-1
UNC Asheville.....	2-2
UNCW.....	1-2
VMI.....	5-5
Wake Forest.....	4-5
Western Carolina.....	5-10
Wofford.....	6-10

COACH JARRETT FILE

Full Name.....	Lincoln Roscoe Jarrett, III
Birthdate.....	January 26, 1972
Education.....	B.S. in communication, 1994, Florida State University
Florida State University.....	Played from 1991-94
Colorado Rockies Organization.....	Played from 1994-98
College World Series Participant.....	1991, '92 and '94
Two-Time NCBWA All-America.....	1993, '94
Two-Time All-ACC Selection.....	1993, '94
Holds NCAA Career Assists Record.....	802 Assists
Assistant/Recruiting Coordinator.....	Flagler College [1999-02]
Infield Instructor/First Base Coach.....	Florida State [2002-03]
Assistant Coach/Recruiting Coordinator.....	Mercer [2003-05]
Assistant Coach /Infield Coach/Recruiting Coordinator.....	East Carolina [2005-09]
Assistant Coach/Director of Player Development.....	Auburn [2010-12]
Head Coach.....	UNCG [2013-present]



2018 UNCG BASEBALL

HEAD COACH LINK JARRETT AT A GLANCE



- 2016 SOUTHERN CONFERENCE COACH OF THE YEAR
- 2009 CONFERENCE USA AND 2010 SEC ASSISTANT COACH OF THE YEAR
- COACHED SEC PLAYER OF THE YEAR HUNTER MORRIS AND C-USA PLAYER OF THE YEAR COREY KEMP
- 61 FORMER PLAYERS HAVE SIGNED PROFESSIONAL CONTRACTS
- 19 FORMER PLAYERS SELECTED IN THE TOP 10 ROUNDS OF THE MLB FIRST-YEAR PLAYER DRAFT
- 3 FORMER SIGNED DRAFTED IN FIRST ROUND, INCLUDING 2014 AMERICAN LEAGUE MVP MIKE TROUT
- COACHED TWO PLAYERS IN THE 2013 WORLD SERIES - SETH MANESS [STL] AND STEPHEN DREW [BOS]
- ON STAFFS OF 2003 ACC CHAMPION, 2009 C-USA CHAMPION AND 2010 SEC WEST CHAMPION

2018 UNCG BASEBALL

"A GREAT HIRE FOR UNCG. LINK WILL PROVIDE THE LEADERSHIP, GUIDANCE AND DIRECTION NEEDED TO LEAD THAT PROGRAM. HE HAS WORKED HARD TO GET THIS OPPORTUNITY AND WILL DO A TREMENDOUS JOB. COACH JARRETT EXEMPLIFIES WHAT YOU ARE LOOKING FOR IN A HEAD COACH. WE WISH HIM AND HIS FAMILY ALL THE BEST."

- FORMER AUBURN HEAD COACH JOHN POWLOWSKI

COACH JARRETT YEAR-BY-YEAR

SEASON	INSTITUTION	RECORD
1999	FLAGLER	33-23
2000	FLAGLER	33-23
2001	FLAGLER	40-17
2002	FLAGLER	34-25
2003	FLORIDA STATE	54-13-1
2004	MERCER	20-35
2005	MERCER	28-26
2006	EAST CAROLINA	33-26
2007	EAST CAROLINA	40-23
2008	EAST CAROLINA	42-21
2009	EAST CAROLINA	46-20
2010	AUBURN	43-21
2011	AUBURN	29-29
2012	AUBURN	31-28
2013	UNCG	24-31
2014	UNCG	21-28
2015	UNCG	23-27
2016	UNCG	38-21
2017	UNCG	36-24
TOTAL	18 SEASONS	648-461-1

*BOLD DENOTES HEAD COACHING POSITION



2018 UNCG BASEBALL



ASSISTANT COACH JERRY EDWARDS

Sixth Season at UNCG

Jerry Edwards enters his sixth season as UNCG's pitching coach in 2018. The Spartan pitching staff continued to improve in the 2017 season, setting a school record with 19 saves and dropped its staff ERA to the lowest since the 2011 season. UNCG earned a 4.93 ERA in 524.0 innings and struck out 487 hitters. The strikeout total is the second-highest total in school history, finishing just eight behind the 2003 staff. Junior Jack Maynard earned Southern Conference All-Tournament honors after picking up a pair of saves in the Southern Conference Tournament. UNCG had six pitchers earn multiple wins during the season, led by Matt Frisbee and Dan Loats, who earned eight wins apiece. Six players also earned saves for the Spartans, led by Chad Sykes' seven. His total was the highest in a single season for an individual since Rob Gilliam saved seven games in 2008. The Spartans had another pitcher taken in the 2017 Major League Baseball Draft. The Arizona Diamondbacks drafted right-handed pitcher Maynard in the 21st round. The pick is the seventh Spartan pitcher that has been drafted under Edwards' tutelage. The pitching staff held opponents to under five runs in 35 games, earning a 27-8 record in those contests. UNCG shutout No. 4 South Carolina on opening weekend, earning a 1-0 victory in front of over 8,000 fans at Founder's Park. The Spartans held six opponents to just one run, including Michigan State, Princeton, Furman twice, High Point and the third ranked offense in batting average in St. John's during the NCAA Clemson Regional. UNCG gave up an average of 4.0 runs per game in three regional contests against the ranked opponents of Clemson and St. John's. Among the Southern Conference, Edwards' 2017 pitching staff ranked in the top half of 13 categories, including placing in the top two of opposing batting average, batters struck out, wins, triples allowed and home runs allowed. Edwards continued to shape the UNCG pitching staff in the 2016 season as reliever sophomore RHP Andrew Wantz earned First Team All-Southern Conference honors as well as the SoCon Media Poll's Co-Pitcher of the Year award. Wantz earned the SoCon's lowest ERA among pitchers who had thrown at least 1.0 inning per game. His 97 strikeouts were second-most in the SoCon. Freshman Matt Frisbee also earned Southern Conference honors, earning All Freshman recognition. Frisbee earned five wins and struck out 51 batters, including throwing a complete game in a victory against Furman. Edwards had a pitcher taken in the 2016 Major League Baseball First Year Player Draft as the Boston Red Sox took redshirt junior RHP Hunter Smith in the 24th round. The Spartan pitching staff finished second in the Southern Conference with a combined 5.28 ERA as UNCG earned 38 wins, the most since the 2003 campaign. Spartan pitching allowed the fewest hits of all SoCon members, held opponents to a SoCon low .266 average against, and was tied for the second-most strikeouts in the Conference. UNCG pitching earned a number of key victories in the 2016 season, helping the Spartans to a 13-8 SoCon record, tied for second. The Spartans earned a nonconference victory over eventual National Champion Coastal Carolina in Conway, S.C. The Spartans also earned six series sweeps during the 2016 season, including taking all three games from VMI and ETSU at home. One season sweep came against NCAA College Station Regional participant Binghamton. The Spartans also took down ACC and triad foe Wake Forest, 18-3. The Demon Deacons also compete at the College Station Regional. Edwards continued to mold the Spartan pitching staff during the 2015 season as junior RHP Ryan Clark (Second Team) and rookie RHP Andrew Wantz (All Freshman) earned All-Southern Conference recognition at the end of the campaign. Clark was taken by the Atlanta Braves with the 150th pick in the third round of the Major League Baseball First Year Player Draft marking the third-straight season in which a UNCG pitcher has been drafted. Under Edwards' watch, four Spartan pitchers have heard their names called by MLB squads. Among league members in 2015, the Spartans finished tops in the SoCon in fewest hits allowed, second in fewest runs allowed and third in fewest earned runs allowed and fewest home runs allowed. Individually, Clark ended up third in opposing batting average, fourth in strikeouts and fifth in both earned run average and wins. Wantz checked in at second in fewest walks allowed and third in both fewest runs allowed and fewest earned runs allowed. The UNCG pitching staff helped lead the team to a number of big wins in 2015 as the Blue and Gold defeated two ranked teams in No. 24 Liberty and No. 17 North Carolina as well as NCAA participants NC State, UNCW and Mercer. The Spartans also finished fifth in the Southern Conference standings - their highest ranking since 2011. Edwards saw two of his pitchers selected in the 2014 Major League Baseball First Year Player Draft as junior Max Povse was taken in the third round by the Atlanta Braves, senior Dylan Thompson was drafted by the Rockies in the 31st round and signee Alex Durham was scooped up by the New York Mets in the 12th round. Povse is the second-highest draft selection in program history. UNCG allowed just 16 home runs during the 2014 campaign, besting every other team in the Southern Conference by a margin of at least 14. Additionally, sophomore Ryan Clark built on a solid freshman season by finishing eighth in the league in earned run average at 3.68 over 93 innings pitched. The pitching staff earned some individual accolades as rookie Adam Swim (4-2, 2.28) earned Southern Conference All-Freshman Team honors and junior Tyler Frazier (1-3, 2.28, four saves) was tabbed the league pitcher of the week April 14 after picking up three saves in four contests - at Wake Forest and two in the series victory at Georgia Southern. Edwards mentored a number of young Spartan pitchers during the 2013 season, including Southern Conference All-Freshman selection Clark. Developing into the Spartans' top option out of the bullpen, Clark produced a stellar rookie season in which he was 5-1 overall with a 2.05 earned run average and two saves in 26 appearances. He struck out 25 batters in 30.1 innings pitched and walked just five. Clark allowed just one earned run in his last nine outings and gave up just four extra-base hits the entire season. Under Edwards' tutelage, Povse excelled as UNCG's Friday starter. Povse entered the 2014 campaign as the 99th-rated player in the nation by College Baseball Daily and the top professional prospect out of the Valley Baseball League. Povse struck out a team-best 81 batters in 77 and two-thirds innings pitched in 2013 while racking up four wins in 14 games started. He dazzled in the Spartans' 12-0 road victory over College of Charleston (April 5) as he produced his first career complete game shutout allowing just five hits and striking out seven. Eastern Kentucky senior right-hander Matt Fyffe was named the 2012 Ohio Valley Conference Pitcher of the Year under Edwards' watch, finishing the regular season with a 9-0 record and a 1.51 ERA in 65.2 innings pitched. He stifled opposing hitters, holding them to a .209 batting average. Fyffe's nine wins led the OVC while his 1.51 ERA paced the league and ranked seventh in the nation. The Colonel's pitching staff experienced revitalization under Edwards in 2011, lowering its season ERA nearly two points from 7.48 in 2010 to 5.61 in 2011. With Edwards' instruction, senior right-hander Stephen Hefler, who transferred to ECU from Kaskaskia College in 2010, dropped his ERA from 8.23 in 2010 to 3.77 in 2011 and transformed into one of the most dominant starting pitchers in the Ohio Valley Conference - becoming just the second ECU pitcher to earn first team All-OVC honors since 1990. Junior right-hander Matt Harris also blossomed under Edwards last season, lowering his ERA from 9.58 in 2010 to a team-best 2.77 in 2011. Against OVC competition, Harris, who started the year in the bullpen but transitioned into a starter later in the season, posted a miniscule 0.59 ERA of while batters hit just .168 against him. In 2010, Edwards developed a relatively unknown freshman right-hander out of Georgia named Anthony Bazzani. Due to the persistent guidance of Edwards, Bazzani was transformed into one of the top pitchers in the OVC by May. He was named the league's Pitcher of the Week after he worked all nine innings, allowed one earned run, scattered seven hits and struck out six against Jacksonville State on May 15. He then led the Colonels to their first OVC Tournament win since 2007 as he dominated Murray State on May 26, going eight innings and nearly setting a neutral site OVC Tournament record with 10 strikeouts. Bazzani finished the season with a 5-3 record, led ECU in innings pitched (77.1) and opponent batting average (.282) and was named to the OVC All-Freshman Team. Edwards inherited a 2009 pitching staff that had lost nine of 14 arms from the previous season. Only two of his pitchers recorded a win in 2008 and none of them worked more than 30 innings. However, Edwards was able to piece together a group composed primarily of raw underclassmen, freshmen, and career relief pitchers. The staff ended up producing 31 wins. Before coaching at ECU, Edwards spent two years at North Carolina Wesleyan College as an assistant coach/recruiting coordinator under current North Carolina head coach, Mike Fox. During those two years, he helped lead North Carolina Wesleyan to the 1999 Division III National Championship. Edwards arrived at ECU from Louisburg (N.C.) College, where he was the pitching coach. While at the two-year college, Edwards had nine of his pitchers sign with Division I schools, and two of his pitchers were taken in the top 12 rounds of the MLB Draft and signed professional contracts. Before Louisburg, Edwards served as the head coach at Hiwassee College in Madisonville, Tenn. While at Hiwassee, he mentored a pair of MLB draftees. In between his stints at ECU and Hiwassee, Edwards was an Associate Scout for three years with the Atlanta Braves under the guidance of Area Scouting Supervisor Billy Best. Edwards began his coaching career at the Enfield Academy in Whitakers, N.C. under the tutelage of current East Carolina head coach, Billy Godwin. He earned his bachelor's degree in physical education from North Carolina Wesleyan College in 1999, and he received a master's degree in physical education/sports administration from ECU in 2001. Edwards and his wife, Amy, are the parents of two children - Jacob and Claire.

2018 UNCG BASEBALL



ASSISTANT COACH JOEY HOLCOMB

Sixth Season at UNCG

Joey Holcomb was promoted to the post of assistant coach and recruiting coordinator in July of 2015, and will enter his third season in the same position in 2018. He previously served three seasons as UNCG's volunteer assistant coach.

UNCG finished 2017 36-24, earning 36 wins in back-to-back seasons for the second time in school history. After finishing the regular season in third place, the Spartans won their first-ever Southern Conference Tournament Championship in Greenville, S.C., making the NCAA Regionals for the first time since the 1997 season. The Spartan offense set a school record and led the NCAA, hitting 33 triples on the year, breaking the record set the season before. UNCG hit at or above .320 for the second-straight season, while driving in 400 runs and scoring an average of 7.3 runs per game. Holcomb works as the Spartans third base

coach and dedicates his time to working with the catchers defensively. After an injury to the starting catcher prior to the 2017 season, Holcomb worked to convert outfielder Ryan Clinch into the Spartans every day catcher. While working with Holcomb, Clinch earned a .992 fielding percentage, committing four errors on the season. Clinch threw out 14 runners attempting to steal finished off UNCG's second-ever triple play against VMI on May 7th. After two errors in the first nine games, Holcomb's catchers recorded just two more errors over the final 51 games of the season. 2016 was a monumental year for the Spartans. UNCG ended the regular season leading the NCAA in average, hits, doubles, triples, slugging percentage and on-base percentage. Holcomb also waved home a school record 492 runs serving as the team's third base coach, as UNCG set school records for average, hits, RBI, doubles, triples and on-base percentage during the year. Along with setting school records, UNCG finished on top of the SoCon in several categories including runs, doubles, triples, RBI, total bases, slugging percentage, on-base percentage and sacrifice flies. The Spartans finished in the top three of the SoCon in stolen bases, fewest strikeouts, and at bats. The Spartans finished 13-8 in the Southern Conference, tied for second, marking the school's best finish since the 2003 season. UNCG also earned 38 wins during the regular season, the best in the last 13 years of Spartan Baseball. Holcomb worked with UNCG's catchers during the year, helping Jake Kusz earn a spot on the preseason Johnny Bench Award watch list. Under Holcomb's tutelage, Kusz earned a .996 fielding percentage while starting every game behind the plate. The junior catcher also threw out 11 potential base stealers and helped turn a pair of double plays. With Holcomb's help, the UNCG offense compiled a Southern Conference-best batting average for two consecutive years from 2013-14. In addition to the stellar batting averages, the Spartans ranked in the top 50 nationally in numerous offensive categories. Holcomb helped lead the Blue and Gold to a fourth-place finish in the SoCon standings in 2015 - the squad's highest ranking since 2011. In 2013, Holcomb mentored Cambric Moye who was selected by the Los Angeles Angels of Anaheim in the Major League Baseball First Year Player Draft. Moye hit .303 in 53 games while also tallying 59 hits, six home runs and 35 RBI. He was also named the Southern Conference Player of the Week after hitting .529 to help the Spartans to a 3-1 week that included a series win over No. 22 Georgia Southern. During his second season with the program, Holcomb led the catching staff to a .980 fielding percentage as they snuffed out over 25 percent of all steal attempts. Prior to his arrival at UNCG, Holcomb spent four seasons as assistant head coach at Huntingdon College. His on-field duties included working directly with Hawks' outfielders and catchers. Holcomb helped mentor utility player Grant Brown and catcher Joseph Odom to D3baseball.com All-South Region accolades. Odom became Huntingdon's first ever player to be drafted after three seasons. Odom was selected by the Atlanta Braves in the 13th Round of the 2013 MLB Draft. In 2012, the Hawks garnered a 30-12 record and captured the Great South Atlantic Conference title after falling in the title game in 2011. In 2013, the Hawks captured their first-ever top South Regional Seed as a result of Holcomb's recruiting efforts. Holcomb's previous coaching experience includes one season as an assistant at Clay-Chalkville High School in 2008 and two seasons as a Huntingdon graduate assistant in 2006 and 2007. In his season at Clay-Chalkville, Holcomb coached two All-State performers and helped the Cougars reach the Class 6A playoffs. In his two seasons as a Huntingdon graduate assistant, the Hawks were 59-26. Huntingdon finished in a tie for the Great South Athletic Conference regular-season title in 2007. As a player with the Hawks, Holcomb enjoyed a successful career. As a junior, he earned All-Conference as a catcher. He graduated from Huntingdon in 2006 with a bachelor's degree in biology and later earned his master's in secondary education. In addition to his collegiate playing career with the Hawks, he also played two seasons at East Central Community College in Decatur, Mississippi. Joey and his wife Brittany have two sons.



2018 UNCG BASEBALL



VOLUNTEER ASSISTANT COACH BLAIR BETTS

First Season at UNCG

Blair Betts joins the UNCG coaching staff this season as the volunteer assistant coach. Betts enters having played three seasons for the Spartans and one at Indiana University before entering the coaching ranks as the pitching and outfielder coach at Louisburg College, a junior college in Louisburg, N.C. At UNCG, Betts will work with the outfielders, as well as working as the team's travel coordinator. He will also coordinate all UNCG baseball camps and clinics.

Betts coached for two seasons with the Louisburg College Hurricanes. There he worked with the outfielders and assisted the head coach with the pitching staff. At Louisburg, he helped double the team's win total in two seasons while developing the program's overall pitching and throwing programs.

Prior to his stop at Louisburg, Betts worked as an assistant coach with the Holly Springs Salamanders of the Coastal Plain League where he assisted pitchers with developing pitching techniques and prepare players for the challenge of pitching at the collegiate level.

Other coaching experiences include working several baseball camps with Elon University, UNCG and Louisburg College. He also worked with Impact Baseball out of Myrtle Beach, S.C. as well as volunteering with the North Carolina Special Olympics in Wake County.

As a player with UNCG, Betts appeared in 65 games all out of the bullpen, earning a 3-3 recording from 2013-2015 at UNCG. In 68.1 innings of work, Betts struck out 54 hitters, including 30 in his senior season. Betts led the team in appearances in his junior and senior seasons, making 30 appearances as a junior and 24 in his senior season. He recorded career-highs in innings pitched (4.0) and strikeouts (5) in the series finale against Furman in 2015. Betts earned his first win over No. 16 NC State in Raleigh as he threw 0.2 innings, striking out a hitter as a sophomore.

Prior to UNCG, Betts played one season at Indiana University before transferring in the fall of 2011. He graduated from UNCG with a degree in communications following the 2015 season.



MEET THE SPARTANS



2018 UNCG BASEBALL

2018 UNCG BASEBALL ROSTER

No.	Name	Pos.	B/T	Ht.	Wt.	Yr.	Hometown [Previous School]
1	Caleb Webster	INF	R/R	5-10	165	So.	Randleman, N.C. [Randleman]
2	Tripp Shelton	INF	R/R	5-11	165	Sr.	Winston-Salem, N.C. [West Forsyth]
3	Coleman Sawyer	C/OF	R/R	6-0	185	Fr.	Greenville, N.C. [JH Rose]
4	Andrew Moritz	OF	L/R	5-11	180	Jr.	Charlotte, N.C. [Providence]
6	Josh Madole	1B	L/L	6-1	200	Fr.	Hampstead, N.C. [Topsail]
7	Ryan Clinch	C/OF	L/R	6'3	180	Sr.	Jamestown, N.C. [Brunswick CC]
8	Austin Embler	INF	L/R	5-9	165	R-Jr.	Southern Pines, N.C. [Pinecrest]
10	Dillon Stewart	OF/1B	R/R	6-1	185	R-Sr.	Dunn, N.C. [Catawba Valley CC]
12	Grayson Chapman	OF	L/L	6-2	190	Fr.	Stony Point, N.C. [Alexander Central]
13	Chase Bishop	C	R/R	5-8	185	Fr.	Mooresville, N.C. [Lake Norman]
14	Brandon Stephens	INF/RHP	R/R	6-3	195	So.	Willow Spring, N.C. [Wake Christian Academy]
15	Chad Sykes	RHP	R/R	5-11	170	Sr.	Creedmoor, N.C. [Voyager Academy]
18	Hogan Windish	INF	R/R	6-1	180	Fr.	Jefferson, N.C. [Ashe County]
20	Dan Loats	RHP	R/R	6-4	200	Sr.	Eden Prairie, Minn. [North Iowa Area CC]
21	Greg Hardison	INF	R/R	6-1	180	Fr.	Greenville, N.C. [JH Rose]
22	Alex Sova	RHP	R/R	6-7	235	Sr.	Midland, Mich. [Kellogg CC]
23	Easton Welch	RHP	R/R	6-0	190	R-Sr.	Randleman, N.C. [Gardner-Webb]
24	Cesar Trejo	INF/OF	R/R	6-2	195	Jr.	Greensboro, N.C. [Ragsdale]
26	Ryan Caveness	C	R/R	6-2	205	So.	Greensboro, N.C. [Southern Guilford]
27	Jake Mayhew	RHP	R/R	6-0	195	R-So.	Winston-Salem, N.C. [West Forsyth]
28	Devin Ruiz	1B/OF	R/R	6-2	215	Sr.	Pennsauken, N.J. [Paul VI]
29	Zach Kuchmaner	1B/OF	L/L	6-1	200	R-Jr.	Charlotte, N.C. [North Carolina]
30	Jackson Maynard	RHP	R/R	5-11	190	Sr.	Crozet, Va. [Patrick Henry CC]
31	Andrew Wantz	RHP	L/R	6-4	240	Sr.	Holly Springs, N.C. [Holly Springs]
32	Jake Lewis	LHP	R/L	6-2	205	Jr.	Wendell, N.C. [Corinth Holders]
33	Matt Frisbee	RHP	R/R	6-5	230	Jr.	Candler, N.C. [Enka]
34	Jeremiah Triplett	RHP	R/R	6-2	200	R-So.	Wilkesboro, N.C. [West Wilkes]
35	Jake Kusz	C	R/R	6-3	220	R-Sr.	Durham, N.C. [Riverside]
36	Alex Hoppe	RHP	R/R	6-1	175	Fr.	Clinton, Iowa [Unity Christian]
37	Bryce Hensley	LHP	L/L	6-4	200	Sr.	Asheville, N.C. [Catawba Valley CC]
38	Trey Kissack	RHP	R/R	6-0	190	So.	Grand Island, Neb [Southeast CC]
44	Jack Ponder	RHP	R/R	6-6	190	Fr.	Candler, N.C. [Enka]

Head Coach: Link Jarrett [Florida State, '94] [Sixth Season at UNCG]

Assistant Coaches: Jerry Edwards [Sixth Season], Joey Holcomb [Sixth Season - Third as Assistant Coach]

Volunteer Assistant Coach: Blair Betts [First Season]



2018 UNCG BASEBALL

2018 ROSTER BREAKDOWN

CLASS

POSITION

HOME STATE

SENIORS [12]

Ryan Clinch
Jake Kusz
Bryce Hensley
Dan Loats
Jack Maynard
Devin Ruiz
Tripp Shelton
Alex Sova
Dillon Stewart
Chad Sykes
Andrew Wantz
Easton Welch

INFIELDERS [10]

Austin Embler
Greg Hardison
Zach Kuchmaner
Josh Madole
Devin Ruiz
Tripp Shelton
Dillon Stewart
Cesar Trejo
Caleb Webster
Hogan Windish

NORTH CAROLINA [26]

Chase Bishop
Ryan Caveness
Grayson Chapman
Ryan Clinch
Austin Embler
Matt Frisbee
Greg Hardison
Bryce Hensley
Zach Kuchmaner
Jake Kusz
Jake Lewis
Josh Madole
Jake Mayhew
Andrew Moritz
Jack Ponder
Coleman Sawyer
Tripp Shelton
Brandon Stephens
Dillon Stewart
Chad Sykes
Cesar Trejo
Jeremiah Triplett
Andrew Wantz
Caleb Webster
Easton Welch
Hogan Windish

JUNIORS [7]

Austin Embler
Matt Frisbee
Zach Kuchmaner
Jake Lewis
Andrew Moritz
Jake Mayhew
Cesar Trejo

OUTFIELDERS [8]

Grayson Chapman
Ryan Clinch
Zach Kuchmaner
Andrew Moritz
Devin Ruiz
Coleman Sawyer
Dillon Stewart
Cesar Trejo

SOPHOMORES [5]

Ryan Caveness
Trey Kissack
Brandon Stephens
Jeremiah Triplett
Caleb Webster

CATCHERS [5]

Chase Bishop
Ryan Caveness
Ryan Clinch
Jake Kusz
Coleman Sawyer

FRESHMEN [8]

Chase Bishop
Grayson Chapman
Greg Hardison
Alex Hoppe
Josh Madole
Jack Ponder
Coleman Sawyer
Hogan Windish

PITCHERS [19]

Matt Frisbee [RHP]
Bryce Hensley [LHP]
Alex Hoppe [RHP]
Trey Kissack [RHP]
Jake Lewis [LHP]
Dan Loats [RHP]
Jake Mayhew [RHP]
Jack Maynard [RHP]
Jack Ponder [RHP]
Alex Sova [RHP]
Chad Sykes [RHP]
Jeremiah Triplett [RHP]
Andrew Wantz [RHP]
Easton Welch [RHP]

IOWA [1]

Alex Hoppe

MINNESOTA [1]

Dan Loats

MICHIGAN [1]

Alex Sova

NEW JERSEY [1]

Devin Ruiz

NEBRASKA [1]

Trey Kissack

VIRGINIA [1]

Jack Maynard

2018 UNCG BASEBALL

2018 OPPONENT RUNDOWN



APPALACHIAN STATE • Feb. 16-18 • Greensboro, N.C. • UNCG Baseball Stadium • 4 / 2 / 1 p.m.
Series: UNCG, 38-26 • **2017 Record:** 19-36 (8-22 Sun Belt Conference)



OAKLAND • Feb. 20 • Greensboro, N.C. • UNCG Baseball Stadium • 4 p.m.
Series: First Meeting • **2017 Record:** 17-40 (11-19 Horizon League)



TENNESSEE • Feb. 23-25 • Knoxville, Tenn. • Lindsey Nelson Stadium • 3:30/2/1 p.m.
Series: First Meeting • **2017 Record:** 27-25 (7-21 Southeastern Conference)



WAKE FOREST • Feb. 8 and April 17 • Winston-Salem, N.C. (Feb. 28) • Greensboro, N.C. (April 11) • 4/6 p.m.
Series: Wake Forest, 14-41 • **2017 Record:** 43-20 (19-11 Atlantic Coast Conference)



MARIST • March 2-4 • Greensboro, N.C. • UNCG Baseball Stadium • 4 / 2 / 1 p.m.
Series: UNCG leads, 8-1 • **2017 Record:** 32-23 (16-8 Metro-Atlantic Athletic Conference)



WINTHROP • March 6 and May 8 • Rock Hill, S.C. (March 6) • May 8 (Greensboro, N.C.) • 6 / 6 p.m.
Series: Winthrop, 7-10 • **2017 Record:** 34-24 (17-7 Big South Conference)



ELON • March 7 and March 13 • Elon, N.C. (March 7) • Greensboro, N.C. (March 13) • 4 / 4 p.m.
Series: Elon leads, 34-18 • **2017 Record:** 24-32 (12-12 Colonial Athletic Association)



LAFAYETTE • March 7-9 • Greensboro, N.C. • UNCG Baseball Stadium • 4 / 2 / 1 p.m.
Series: UNCG leads, 6-0 • **2017 Record:** 8-44 (4-16 Patriot League)



LIPSCOMB • March 16-18 • Nashville, Tenn. • UNCG Baseball Stadium • 6/2/1 p.m.
Series: First Meeting • **2017 Record:** 28-28 (9-12 Atlantic Sun Conference)



NORTH CAROLINA A&T • March 21 • Greensboro, N.C. • First National Bank Field • 6 p.m.
Series: UNCG leads, 43-7 • **2017 Record:** 28-25 (15-9 Mid-Eastern Athletic Conference)



VMI • March 23-25 • Greensboro, N.C. • UNCG Baseball Stadium • 6 / 3 / 1 p.m.
Series: UNCG leads, 23-12 • **2017 Record:** 24-34 (7-17 Southern Conference)



GEORGETOWN • March 29-31 • Greensboro, N.C. • UNCG Baseball Stadium • 6 / 4 / 1 p.m.
Series: UNCG leads, 6-0 • **2017 Record:** 27-28 (4-14 Big East Conference)



CHARLOTTE • April 3 • Greensboro, N.C. • UNCG Baseball Stadium • 6 / 3 / 1 p.m.
Series: Charlotte leads, 12-6 • **2017 Record:** 34-24 (18-12 Conference USA)

2018 UNCG BASEBALL



WESTERN CAROLINA • April 6-8 • Cullowhee, N.C. • Childress Field at Hennon Stadium • 5/2/1 p.m.
Series: UNCG leads, 34-32 • **2017 Record:** 28-28 (15-8 Southern Conference)



SAMFORD • April 20-22 • Greensboro, N.C. • UNCG Baseball Stadium • 6/3/1 p.m.
Series: UNCG leads, 10-19 • **2017 Record:** 33-26 (11-13 Southern Conference)



WOFFORD • April 27-29 • Spartanburg, S.C. • Russell C. King Field • 6/3/1 p.m.
Series: UNCG leads, 45-21 • **2017 Record:** 28-30 (13-11 Southern Conference)



MERCER • May 5-7 • Greensboro, N.C. • UNCG Baseball Stadium • 6/3/1 p.m.
Series: Series tied, 6-6 • **2017 Record:** 39-17 (17-6 Southern Conference)



THE CITADEL • May 11-13 • Charleston, S.C. • Joseph P. Reilly Park • 6/2/1 p.m.
Series: The Citadel leads, 36-31 • **2017 Record:** 16-35 (7-17 Southern Conference)



FURMAN • May 17-19 • Greenville, S.C. • Latham Stadium • 6/6/1 p.m.
Series: Furman leads, 38-37 • **2017 Record:** 33-28 (14-10 Southern Conference)



2017 SEASON REVIEW AND PROGRAM RECORDS



2018 UNCG BASEBALL

2017 OVERALL STATISTICS

Record: 36-24 Home: 20-9 Away: 10-14 Neutral: 6-1 Conference: 14-10

Player	avg	gp-gs	ab	r	h	2b	3b	hr	rbi	tb	slg%	bb	hp	so	gdp	ob%	sf	sh	sb-att	po	a	e	fld%
4 Andrew Moritz	.392	59-59	240	60	94	8	6	3	38	123	.513	24	3	22	7	.450	2	6	16-20	120	4	3	.976
1 Caleb Webster	.383	51-49	201	40	77	14	5	1	40	104	.517	14	1	17	3	.414	6	1	2-3	35	99	3	.978
3 Ben Spitznagel	.355	54-54	211	54	75	11	4	1	33	97	.460	30	5	19	3	.440	4	4	12-18	103	7	1	.991
8 Austin Embler	.319	59-58	229	41	73	9	2	3	35	95	.415	19	1	38	5	.371	2	8	6-9	112	134	12	.953
18 Michael Goss	.317	56-54	205	38	65	12	2	8	55	105	.512	15	5	30	5	.371	4	5	1-1	452	36	2	.996
2 Tripp Shelton	.314	59-58	223	43	70	15	2	6	45	107	.480	24	4	36	2	.387	2	9	3-4	78	162	11	.956
24 Cesar Trejo	.280	57-57	211	40	59	11	2	12	56	110	.521	25	5	63	0	.360	6	0	4-6	32	0	1	.970
7 Ryan Clinch	.263	58-57	190	43	50	7	3	2	30	69	.363	14	7	43	2	.335	1	5	5-7	420	68	4	.992
12 Ryne Sigmon	.248	47-40	137	35	34	6	4	4	25	60	.438	25	1	34	0	.368	0	6	4-8	81	2	1	.988

35 Jake Kusz	.500	2-1	4	1	2	0	0	0	1	2	.500	1	0	0	0	.600	0	0	0-0	9	1	0	1.000
28 Devin Ruiz	.344	26-16	61	13	21	5	1	1	10	31	.508	12	0	23	3	.452	0	0	1-1	46	3	0	1.000
21 JoJo Underwood	.314	25-13	51	11	16	3	0	2	9	25	.490	4	0	10	2	.357	1	2	1-1	31	15	5	.902
29 Zach Kuchmaner	.294	20-6	34	5	10	0	1	0	9	12	.353	3	0	7	0	.342	1	1	0-1	4	0	0	1.000
10 Dillon Stewart	.278	13-13	54	12	15	3	1	2	11	26	.481	4	1	14	0	.333	1	0	4-6	16	2	0	1.000
25 Trey Jacobs	.167	14-5	24	2	4	2	0	0	3	6	.250	4	0	5	0	.276	1	0	0-0	1	1	1	.667
36 Matt Gould	.000	3-0	1	0	0	0	0	0	0	0	.000	0	0	0	0	.000	0	0	0-0	6	0	0	1.000
Totals	.320	60	2076	438	665	106	33	45	400	972	.468	218	33	361	32	.388	31	47	59-85	1572	601	48	.978
Opponents	.264	60	2012	333	531	120	9	45	293	804	.400	231	49	487	28	.352	14	34	48-65	1539	639	81	.964

LOB - Team (430), Opp (436). DPs turned - Team (40), Opp (40). TPs turned - Team (1). CI - Team (1), Clinch 1, Opp (2). IBB - Team (2), Moritz 1, Shelton 1, Opp (8). Picked off - Embler 3, Webster 2, Sigmon 1, Spitznagel 1, Clinch 1, Trejo 1, Moritz 1.

(All games Sorted by Earned run avg)

Player	era	w-l	app	gs	cg	sho	sv	ip	h	r	er	bb	so	2b	3b	hr	b/avg	wp	hp	bks	sfa	sha
31 Andrew Wantz	4.08	6-4	27	0	0	0/1	5	68.1	56	33	31	26	64	12	1	9	.234	10	4	0	2	5
33 Matt Frisbee	4.10	8-4	17	16	1	0/1	0	96.2	87	49	44	30	74	22	4	4	.238	9	8	3	1	2
30 Jack Maynard	4.24	3-3	23	7	0	0/0	3	68.0	66	36	32	26	80	13	0	6	.254	10	4	2	2	8
37 Bryce Hensley	4.71	7-8	18	17	1	0/0	0	91.2	96	60	48	33	80	24	1	5	.270	12	7	0	1	5
20 Dan Loats	5.25	8-3	17	14	0	0/0	2	82.1	88	54	48	36	77	16	1	11	.272	8	7	2	3	7

11 Michael Bates	3.00	0-0	5	0	0	0/0	0	6.0	5	5	2	0	6	0	0	1	.217	0	1	0	1	1
22 Alex Sova	3.38	1-0	16	0	0	0/0	1	21.1	15	10	8	22	18	1	0	2	.200	6	5	0	1	1
15 Chad Sykes	4.79	1-0	16	0	0	0/0	7	20.2	24	16	11	11	24	7	0	0	.289	4	1	0	1	1
32 Jake Lewis	5.34	2-2	13	4	0	0/0	0	28.2	31	17	17	13	26	8	0	2	.284	2	0	1	1	3
23 Easton Welch	6.00	0-0	6	0	0	0/0	0	6.0	11	8	4	4	6	4	0	0	.379	2	1	0	0	0
14 Brandon Stephens	8.38	0-0	15	1	0	0/0	1	19.1	30	19	18	7	17	6	1	3	.361	3	5	0	1	0
6 Ben Kerner	9.95	0-0	8	0	0	0/0	0	6.1	10	7	7	5	4	3	1	1	.370	3	2	0	0	0
38 Travis Tuttle	11.81	0-0	5	1	0	0/0	0	5.1	6	7	7	6	5	3	0	1	.250	4	2	0	0	0
34 Jeremiah Triplett	20.25	0-0	3	0	0	0/0	0	2.2	3	6	6	7	5	0	0	0	.273	2	2	0	0	1
26 Drew Goodman	54.00	0-0	2	0	0	0/0	0	0.1	2	2	2	3	0	1	0	0	1.000	0	0	0	0	0
29 Zach Kuchmaner	54.00	0-0	1	0	0	0/0	0	0.1	1	4	2	2	1	0	0	0	.333	3	0	0	0	0
Totals	4.93	36-24	60	60	2	1/1	19	524.0	531	333	287	231	487	120	9	45	.264	78	49	8	14	34
Opponents	6.77	24-36	60	60	1	3/2	11	513.0	665	438	386	218	361	106	33	45	.320	57	33	6	31	47

PB - Team (19), Clinch 15, Underwood 2, Gould 2, Opp (4). Pickoffs - Team (10), Hensley 3, Frisbee 2, Loats 2, Wantz 1, Stephens 1, Lewis 1, Opp (10). SBA/ATT - Clinch (40-54), Wantz (8-13), Sova (7-9), Hensley (6-9), Loats (6-8), Underwood (7-7), Frisbee (4-6), Maynard (5-6), Lewis (4-6), Stephens (4-4), Bates (2-2), Kusz (1-2), Kerner (2-2).

2018 UNCG BASEBALL

2017 RESULTS

Feb. 17	at No. 4 South Carolina	L, 7-1
Feb. 18	at No. 4 South Carolina	L, 5-1
Feb. 19	at No. 4 South Carolina	W, 1-0
Feb. 21	at Wake Forest	L, 15-8
Feb. 24	MICHIGAN STATE	L, 5-4
Feb. 25	MICHIGAN STATE	L, 22-16
Feb. 26	MICHIGAN STATE	W, 4-1
Feb. 28	No. 6 NC STATE	L, 8-2
Mar. 3	MARYLAND EASTERN SHORE	W, 11-3
Mar. 4	MARYLAND EASTERN SHORE	W, 4-2
Mar. 5	MARYLAND EASTERN SHORE	W, 18-4
Mar. 7	ELON	W, 12-8
Mar. 10	PRINCETON	L, 5-3
Mar. 11	PRINCETON	W, 6-1
Mar. 11	PRINCETON	W, 10-5
Mar. 12	PRINCETON	W, 12-3
Mar. 16	LAFAYETTE	W, 25-7
Mar. 17	LAFAYETTE	W, 14-2
Mar. 17	LAFAYETTE	W, 8-7
Mar. 18	LAFAYETTE	W, 11-8
Mar. 22	North Carolina A&T %	W, 5-4
Mar. 24	WESTERN CAROLINA *	W, 5-4
Mar. 25	WESTERN CAROLINA *	L, 9-5
Mar. 26	WESTERN CAROLINA *	W, 8-2
Mar. 28	UNC ASHEVILLE	W, 14-3
Mar. 31	at ETSU *	L, 11-0
Apr. 1	at ETSU *	W, 9-7
Apr. 2	at ETSU *	W, 12-3
Apr. 7	FURMAN *	W, 3-1
Apr. 8	FURMAN *	W, 7-6 (11)
Apr. 9	FURMAN *	W, 9-3
Apr. 11	at NC State	L, 10-1
Apr. 13	WOFFORD *	L, 13-4
Apr. 14	WOFFORD *	L, 8-7
Apr. 15	WOFFORD *	W, 13-12
Apr. 18	at High Point *	L, 1-0
Apr. 21	at Ohio State	W, 11-4
Apr. 22	at Ohio State	W, 11-4
Apr. 23	at Ohio State	L, 5-4
Apr. 28	at No. 22 Mercer *	W, 8-4
Apr. 29	at No. 22 Mercer *	L, 6-5
Apr. 30	at No. 22 Mercer *	W, 12-3
May 2	at Elon	W, 10-3
May 5	at VMI *	L, 7-3
May 6	at VMI *	L, 8-7 (10)
May 7	at VMI *	W, 8-5
May 12	THE CITADEL *	L, 5-2
May 13	THE CITADEL *	W, 8-2
May 14	THE CITADEL *	W, 15-5 (7)
May 18	at Samford *	L, 4-0
May 19	at Samford *	L, 7-1
May 20	at Samford *	W, 14-7
May 25	vs. #6 Samford #	W, 6-3
May 26	vs. #7 ETSU #	W, 6-4
May 27	vs. #4 Furman #	W, 12-8
May 28	vs. #4 Furman #	L, 6-4
May 28	vs. #4 Furman #	W, 13-1 (7)
June 2	at No. 15 Clemson ^	L, 5-4
June 3	vs. No. 23 St. John's ^	W, 3-1
June 4	at No. 15 Clemson ^	L, 6-3

* Southern Conference game

% - Game Played at NewBridge Bank Park

- Southern Conference Tournament Game played at Fluor Field in Greenville, S.C.

^ - NCAA Clemson Regional played at Doug Kingsmore Stadium

2018 UNCG BASEBALL

THE SOUTHERN CONFERENCE

The Southern Conference, which is in its 95th season of intercollegiate competition in 2015-16, is a national leader in emphasizing the development of the student-athlete and in helping to build lifelong leaders and role models. The Southern Conference has been on the forefront of innovation and originality in developing creative solutions to address issues facing intercollegiate athletics. From establishing the first postseason college basketball tournament [1921], to tackling the issue of freshman eligibility [1922], to developing women's championships [1984], to becoming the first conference to install the 3-point goal in basketball [1980], the Southern Conference has been a pioneer. The Southern Conference is the nation's fifth-oldest NCAA Division I collegiate athletic association. Only the Big Ten [1896], the Missouri Valley [1907], the Pac-12 [1915] and the Southwestern Athletic [1920] conferences are older in terms of origination. Academic excellence has been a major part of the Southern Conference's tradition. Hundreds of Southern Conference student-athletes have been recognized on Capital One Academic All-America and all-district teams. A total of 20 Rhodes Scholarship winners have been selected from conference institutions, most recently in 2012-13, when former Wofford volleyball player Rachel Woodlee earned the prestigious award. The Conference currently consists of 10 members in six states throughout the Southeast and sponsors 20 varsity sports and championships that produce participants for NCAA Division I Championships. The Southern Conference offices are located in the historic Beaumont Mill in Spartanburg, S.C. A textile mill that was in operation from 1880 until 1999, Beaumont Mill was renovated in 2004 and today offers the league first-class meeting areas and offices as well as a spacious library for storage of the conference's historical documents.

MEMBERSHIP HISTORY

On Feb. 25, 1921, representatives from 14 of the Southern Intercollegiate Athletic Association's [SIAA] 30 members met at Atlanta's Piedmont Hotel to establish the Southern Intercollegiate Conference. On hand at the inaugural meeting were officials from Alabama, Alabama Polytechnic Institute [Auburn], Clemson, Georgia, Georgia School of Technology [Georgia Tech], Kentucky, Maryland, Mississippi A&M [Mississippi State], North Carolina, North Carolina State, Tennessee, Virginia, Virginia Polytechnic Institute [Virginia Tech] and Washington & Lee. Dr. S.V. Sanford of Georgia was chosen as acting chairman and NW. Dougherty of Tennessee was named secretary. The decision to form a new athletic conference was motivated by the desire to have a workable number of conference games for each league member. With 30 schools in the SIAA by the early 1920s, it was impossible to play every school at least once during the regular season and many schools went several years between playing some conference members. In addition, in 1920, the SIAA voted down proposed rules that an athlete must be in a college a year before playing on its teams and refused to abolish a rule permitting athletes to play summer baseball for money. Play began in the fall of 1921, and a year later, six more schools joined the fledgling league, including Tulane [which had attended the inaugural meeting but had elected not to join], Florida, Louisiana [LSU], Mississippi, South Carolina and Vanderbilt. VMI joined in 1925 and Duke was added in 1929. By the 1930s, membership in the Southern Conference had reached 23 schools. C.P. "Sally" Miles of Virginia Tech, president of the Southern Conference, called the annual league meeting to order on Dec. 9, 1932, at the Farragut Hotel in Knoxville, Tenn. Georgia's Dr. Sanford announced that 13 institutions west and south of the Appalachian Mountains were reorganizing as the Southeastern Conference. Members of the new league included Alabama, Alabama Polytechnic Institute, Florida, Georgia, Georgia School of Technology, Kentucky, Louisiana, Mississippi, Mississippi A&M, University of the South, Tennessee, Tulane and Vanderbilt. According to the minutes of the meeting, Dr. Sanford stated that the division was made along geographical lines. Florida's Dr. J.J. Tigert, acting as spokesman for the withdrawing group, regretted the move but believed it was necessary as the Southern Conference had grown too large. The resignations were accepted and the withdrawing schools formed the new league, which began play in 1933. The Southern Conference continued with membership of 10 institutions, including Clemson, Duke, Maryland, North Carolina, North Carolina State, South Carolina, Virginia, VMI, Virginia Tech and Washington & Lee. The second major shift occurred some 20 years later. By 1952, the Southern Conference included 17 colleges and universities. Another split occurred when seven schools - Clemson, Duke, Maryland, North Carolina, North Carolina State, South Carolina and Wake Forest - departed to form the Atlantic Coast Conference, which began play in 1953. The revamped Southern Conference included members The Citadel, Davidson, Furman, George Washington, Richmond, VMI, Virginia Tech, Washington & Lee, West Virginia and William & Mary. A third major shift occurred in 2012-13, when five members announced their departures and three schools were added. College of Charleston announced its decision to leave for the Colonial Athletic Association following the 2012-13 season, while Appalachian State [Sun Belt], Davidson [Atlantic 10], Elon [Colonial] and Georgia Southern [Sun Belt] announced they would depart following the 2013-14 campaign. At the Southern Conference's 2013 spring meetings in Hilton Head Island, S.C., the league officially extended invitations to former members ETSU and VMI, as well as Mercer, to join the league for the 2014-15 academic year. Today, the league continues to thrive with a membership that includes 10 institutions and a footprint that spans six states: Alabama, Georgia, North Carolina, South Carolina, Tennessee and Virginia. Current league members are The Citadel, ETSU, Furman, Mercer, UNCG, Samford, Chattanooga, VMI, Western Carolina and Wofford.

LEADERSHIP

John Iammarino was officially named commissioner of the conference on Jan. 2, 2006. Iammarino has promoted the Southern Conference through an ambitious agenda that has improved championships, upgraded compliance-related matters, launched the conference's Hall of Fame and increased the marketing and brand awareness of the conference and its member institutions. He has also guided the league through its recent membership changes, ensuring the Southern Conference's future viability and stability with the additions of ETSU, Mercer and VMI. The eighth commissioner in Southern Conference history, Iammarino spearheaded the effort to create the SoCon Digital Network, which launched in the fall of 2014, and the league-wide plan to have all 10 member institutions capable of producing ESPN3-ready content by 2017. Iammarino also orchestrated the addition of the league's 20th sport, men's lacrosse, for the 2014-15 academic year, attracting associate members Bellarmine, High Point, Jacksonville and Richmond in the inaugural year and adding Air Force beginning with the 2016 season. The Southern Conference named its first commissioner in December 1950. Duke's Wallace Wade made the transition from Blue Devil football coach to athletics administration as the first person at the helm of the conference. Lloyd Jordan replaced Wade as the commissioner in 1960 and served a 14-year term until Ken Germann became the league head in 1974. Germann was the commissioner for 13 years and orchestrated the league's expansion to include women's athletics. In 1987, he was succeeded by Dave Hart, who oversaw the transfer of the league office from Charlotte, N.C., to Asheville, N.C. Wright Waters succeeded Hart upon his retirement in 1991. Under Waters' leadership, the Southern Conference expanded to 12 members, added three women's sports and posted record revenue from the basketball tournament. Waters was followed by Alfred B. White in 1998. White, a veteran member of the NCAA office, introduced the current conference logo and elevated the conference's commitment to marketing and development of corporate partners. Danny Morrison, now president of the Carolina Panthers, headed the conference from 2001-05 and orchestrated the league's move from Asheville, N.C., to Spartanburg, S.C. Under Morrison's leadership, the conference increased its marketing and promotional efforts.



2018 UNCG BASEBALL

2017 SOUTHERN CONFERENCE BASEBALL REVIEW

2017 Final Southern Conference Standings

TEAM	SOCON	PCT.	HOME	AWAY	OVERALL	PCT.	HOME	AWAY	NEUTRAL
Mercer	17-6	.739	6-5	11-1	39-17	.696	19-10	20-7	0-0
Western Carolina	15-8	.652	8-4	7-4	28-28	.500	13-11	14-13	1-4
UNCG	14-10	.583	8-4	6-6	36-24	.600	22-10	12-14	2-0
Furman	14-10	.583	8-4	6-6	33-28	.541	21-12	12-16	0-0
Wofford	13-11	.542	6-6	7-5	28-30	.483	14-14	13-15	1-1
Samford	11-13	.458	7-5	4-8	33-26	.559	22-11	11-15	0-0
ETSU	9-15	.375	4-8	5-7	30-29	.508	21-14	9-14	0-1
VMI	7-17	.292	3-9	4-8	24-34	.414	14-14	9-18	1-2
The Citadel	7-17	.292	5-7	2-10	16-35	.314	13-20	3-15	0-0

2017 ALL-SOUTHERN CONFERENCE TEAMS (COACHES)

Co - Player of the Year	Ryan Hagan, Mercer
Co - Player of the Year	Bryson Bowman, Western Carolina
Pitcher of the Year	JP Sears, The Citadel
Freshman of the Year	Caleb Webster, UNCG
Coach of the Year	Craig Gibson, Mercer

First Team

SP	JP Sears, The Citadel
SP	Will Gaddis, Furman
RP	Robert Broom, Mercer
C	Hagen Owenby, ETSU
1B	Brett Hash, Wofford
2B	Danny Edgeworth, Mercer
2B	Nobu Suzuki, Western Carolina
SS	Ryan Hagan, Mercer
3B	Caleb Webster, UNCG
OF	Andrew Moritz, UNCG
OF	Tyler Tharp, VMI
OF	Bryson Bowman, Western Carolina
DH	JT Thomas, Mercer

Second Team

SP	Josh Winder, VMI
SP	Bryan Sammons, Western Carolina
RP	Wyatt Burns, Samford
C	Carson Waln, Wofford
1B	Brandon Elmy, Furman
2B	Troy Dixon, Samford
SS	Brett Pope, Western Carolina
3B	Jonathan Sabo, The Citadel
OF	Carter Grote, Furman
OF	Ben Spitznagel, UNCG
OF	McClain Bradley, Wofford
DH	Cesar Trejo, UNCG

All-Freshman Team

Will Abbott	The Citadel
Bryce Leasure	The Citadel
Cullen Smith	ETSU
Dylan Love	Furman
Alex Crotty	Mercer
Caleb Webster	UNCG
Branden Fryman	Samford
Taylor Garris	Samford
Anthony Mulrine	Samford
Ayrton Schafer	Samford
Andrew Robinson	Western Carolina
Matt Ellmyer	Wofford
Brett Rodriguez	Wofford

2017 ALL-SOUTHERN CONFERENCE TEAMS (MEDIA)

Player of the Year	Bryson Bowman, Western Carolina
Pitcher of the Year	JP Sears, The Citadel
Freshman of the Year	Caleb Webster, UNCG
Coach of the Year	Craig Gibson, Mercer

First Team

SP	JP Sears, The Citadel
SP	Will Gaddis, Furman
RP	Robert Broom, Mercer
C	Hagen Owenby, ETSU
1B	Brett Hash, Wofford
2B	Nobu Suzuki, Western Carolina
SS	Ryan Hagan, Mercer
3B	Caleb Webster, UNCG
OF	Andrew Moritz, UNCG
OF	Tyler Tharp, VMI
OF	Bryson Bowman, Western Carolina
DH	JT Thomas, Mercer

Second Team

SP	Josh Winder, VMI
SP	Bryan Sammons, Western Carolina
RP	Wyatt Burns, Samford
C	Carson Waln, Wofford
1B	Brandon Elmy, Furman
2B	Danny Edgeworth, Mercer
SS	Brett Pope, Western Carolina
3B	Taylor Garris, Samford
OF	Carter Grote, Furman
OF	Ben Spitznagel, UNCG
OF	McClain Bradley, Wofford
DH	Cody Miller, Wofford



2018 UNCG BASEBALL

SINGLE GAME RECORDS

At Bats

Pat Calabrese	8 vs. Southeast Louisiana (5/27/94)
Jason Sarvis	8 vs. Brown (3/28/02)

Runs

Ryan Clinch	5 vs. Maryland Eastern Shore (3/5/17)
Ryne Sigmon	5 vs. Marist (3/18/16)
Sean Guite	5 vs. Princeton (3/15/14)
Matt Gaski	5 vs. Appalachian State (5/23/08)
Greg Feltes	5 vs. College of Charleston (5/4/08)
Tim Carrier	5 vs. College of Charleston (5/4/08)
Dominic Pattie	5 at UNC Wilmington (2/9/97)
Joey DeAngelis	5 vs. North Carolina A&T (2/26/94)
Chris Healey	5 vs. Xavier (3/9/93)

Hits

Sean Guite	6 vs. Princeton (3/15/14)
Joey DeAngelis	6 vs. North Carolina A&T (2/16/94)

RBI

Steve Mokan	9 at Radford (3/30/97)
Nick Lockhard	8 vs. North Carolina A&T (2/7/01)

Doubles

Andrew Moritz	3 vs. North Carolina A&T (3/29/16)
Dillon Stewart	3 vs. The Citadel (4/10/16) and vs. ETSU (4/24/16)
Tyler Long	3 vs. Elon (4/27/14)
*Trevor Edwards	3 vs. High Point (5/10/11)
Dominic Pattie	3 vs. North Carolina A&T (2/12/97)

Triples

Ryne Sigmon	2 at ETSU (4/1/17)
Sean Guite	2 vs. Princeton (3/15/14)
Michael Wall	2 vs. Lafayette (3/17/09)
Justin Saltalamacchia	2 vs. The Citadel (5/9/03)
Nicky Phillips	2 vs. North Carolina (4/24/96)
Scott Young	2 vs. Georgia (3/3/95)

Home Runs

Ricky Orton	3 vs. College of Charleston (5/3/08)
Steve Mokan	3 at Radford (3/30/97)
Tonka Maynor	3 vs. Wake Forest (4/9/92)

Stolen Bases

Brandon Weber	4 at Duke (4/20/99)
Tonka Maynor	4 vs. William and Mary (3/1/91)

Walks

Matt Gaski	5 vs. Kent State (2/23/08)
Sean Snell	5 vs. Appalachian State (3/23/08)

Batters Struck Out

Chris Mason	16 vs. East Tennessee State (3/25/05)
Chris Mason	14 at Davidson (3/18/05)
Ryan Gordon	14 at Davidson (3/18/00)
Bryce Hensley	13 vs. Princeton (3/11/17)
Ryan Clark	12 at VMI (5/21/15)
Warren Slack	12 vs. The Citadel (5/13/11)
Ryan Falcon	12 vs. Appalachian State (5/4/07)
Nick Starnes	12 at Appalachian State (4/7/06)
Corey McDonald	12 at Wofford (5/25/97)
Jeff Huffman	12 vs. Winthrop (4/26/93)

TRIPLE PLAYS

Tim Carrier (2B) to Ricky Orton (1B) on May 25, 2007 at the Southern Conference Tournament. A line drive was hit to Carrier, who stepped on second and fired to Orton for the out. The play occurred with the bases loaded in the ninth inning and allowed UNCG to post an 8-6 win over Georgia Southern in an elimination game.

Caleb Webster (3B) to Austin Embler (2B) to Michael Goss (1B) to Ryan Clinch (C) in the series finale against VMI in 2017. With the bases loaded, Brandon Stephens induced a chopper to Webster at third, who went around the horn for a double play and Goss fired to Clinch to get the runner attempting to score on the play. UNCG won the game 8-5.

SINGLE SEASON RECORDS

BATTING

GAMES

1.	Linwood Davis, 1997	62
	Steve Mokan, 1997	62
	Dominic Pattie, 1997	62
	Lance Surridge, 1997	62
5.	Kenny Vawter, 1997	61
6.	Matt Gaski, 2008	60
	Pedro Leon, 2008	60
	Tim Carrier, 2007	60
	Matt Gaski, 2007	60
	Ryan Gordon, 2003	60
	Jason Sarvis, 2003	60
	Nicky Phillips, 1997	60

AT BATS

1.	Tim Carrier, 2007	260
	Dominic Pattie, 1997	260
3.	Matt Gaski, 2008	248
4.	Ben Spitznagel, 2016	247
5.	Tim Carrier, 2008	242
6.	Andrew Moritz, 2017	240
	Lance Surridge, 1997	240
8.	Collin Woody, 2016	238
9.	Matt Gaski, 2007	237
10.	Kirk Strebin, 2003	234
	Kirk Strebin, 2002	234
	Jermaine Mitchell, 2006	234

RUNS SCORED

1.	Shane Schumaker, 2000	74
2.	Dominic Pattie, 1997	72
3.	Nicky Phillips, 1997	68
4.	Doug Schutt, 2001	67
	Nicky Phillips, 1996	67
6.	Greg Feltes, 2008	66
	Tonka Maynor, 1994	66
8.	L.J. Kalawaia, 2016	62
	Dillon Stewart, 2016	62
10.	Matt Gaski, 2008	61
	Allen Thomas, 2003	61
	Dominic Pattie, 1998	61
	Joey DeAngelis, 1994	61
	Ben Spitznagel, 2016	61

HITS

1.	Dominic Pattie, 1997	100
2.	Ryan Gordon, 2003	96
3.	Ben Spitznagel, 2016	95
4.	Andrew Moritz, 2017	94
5.	Tim Carrier, 2007	91
5.	L.J. Kalawaia, 2016	89
6.	Christian Wolfe, 2013	88
7.	Nicky Phillips, 1997	86
8.	Jermaine Mitchell, 2006	83
	Collin Woody, 2016	83
10.	Matt Gaski, 2008	81

DOUBLES

1.	Jason Sarvis, 2002	24
2.	Tonka Maynor, 1992	23
	Collin Woody, 2016	23
3.	Sean Snell, 2008	21
	Pat Calabrese, 1996	21
	Joey DeAngelis, 1994	21
	Eric Kalbfleisch, 2013	21
7.	Ricky Orton, 2008	20
	Tim Giles, 2007	20
	Ryan Gordon, 2003	20
	Tim Giles, 1996	20

2018 UNCG BASEBALL

TRIPLES

1.	Nicky Phillips, 1996	8
2.	Andrew Moritz, 2016	7
	Shane Schumaker, 2000	7
	Jermaine Mitchell, 2006	7
5.	Andrew Moritz, 2017	6
	L.J. Kalawaia, 2016	6
	Corey Overholzer, 2008	6
	Ryan Gordon, 2004	6
8.	Ryne Slgmon, 2016	5
	Ed Jayjack, 2010	5
	Ryan Gordon, 2003	5
	Jeff Smith, 2000	5
	Kenny Vawter, 1997	5
	Dominic Pattie, 1998	5
	Jeff Smith, 1999	5

HOME RUNS

1.	Tim Giles, 1996	17
2.	Ricky Orton, 2008	15
	Greg Feltes, 2008	15
	Jeremy Purcell, 2000	15
5.	Dillon Stewart, 2016	14
	Trevor Edwards, 2012	14
7.	Nicky Phillips, 1997	13
	Trevor Edwards, 2013	13
9.	Aaron Wright, 2015	12
	Kyle Tasco, 2000	12
	Tonka Maynor, 1992	12
	Tim Giles, 1995	12
	Cesar Trejo, 2017	12

TOTAL BASES

1.	Nicky Phillips, 1997	147
2.	Tim Giles, 1996	144
3.	Ryan Gordon, 2003	141
4.	Dillon Stewart, 2016	139
	Ricky Orton, 2008	139
	Jeremy Purcell, 2000	139
7.	Dominic Pattie, 1997	136
	Collin Woody, 2016	136
9.	Tonka Maynor, 1992	134
10.	Jermaine Mitchell, 2006	133

RBI

1.	Nicky Phillips, 1997	72
2.	Tim Giles, 1996	68
3.	Collin Woody, 2016	66
4.	L.J. Kalawaia, 2016	65
5.	Jeremy Purcell, 2000	64
6.	Dillon Stewart, 2016	62
7.	Linwood Davis, 1998	60
8.	Ricky Orton, 2008	59
9.	Tim Carrier, 2008	58
10.	Lance SurrIDGE, 1997	57

STOLEN BASES

1.	Nicky Phillips, 1997	45
2.	Dominic Pattie, 1997	41
3.	Tonka Maynor, 1994	37
4.	Dominic Pattie, 1998	35
5.	Shane Schumaker, 2001	28
	Doug Schutt, 2001	28
	Jeff Smith, 1999	28
8.	Brandon Weer, 1999	27
9.	Shane Schumaker, 2000	26
	Dominic Pattie, 1996	26

WALKS

1.	Ricky Orton, 2008	61
2.	Jeremy Roulin, 2004	50
3.	Joey DeAngelis, 1994	49
4.	Shane Schumaker, 2000	47
5.	Dillon Stewart, 2016	45
6.	Ryan Brincat, 2004	44



Rob Gilliam ranks sixth all-time in single season saves and fourth in career saves before being drafted in the eighth round in 2009.



Jarrett Santos set the school record for appearances (41), as well as games relieved (40), during the 2003 season.



All-America selection Christian Wolfe set the single-season record for batting average with a Southern Conference leading .421 mark during the 2013 season

2018 UNCG BASEBALL

7.	Shane Schumaker, 2001	43
8.	Matt Gaski, 2008	42
	Jermaine Mitchell, 2006	42
	Doug Schutt, 2001	42
	Jeremy Purcell, 2000	42
	Chris Madonna, 1991	42

BATTING AVERAGE (Min. 100 AB)

1.	Christian Wolfe, 2013	421
2.	Ryan Gordon, 2003	416
3.	Tonka Maynor, 1992	410
4.	Andrew Moritz, 2016	400
5.	Jermaine Mitchell, 1996	397
6.	L.J. Kalawaia, 2016	396
7.	Andrew Moritz, 2017	392
8.	Dominic Pattie, 1997	385
	Ben Spitznagel, 2016	385
10.	Caleb Webster, 2017	383

SLUGGING PERCENTAGE

1.	Tonka Maynor, 1992	.775
2.	Tim Giles, 1996	.731
3.	Chris Cook, 1997	.692
4.	Ricky Orton, 2008	.675
5.	Dillon Stewart, 2016	.665
6.	Aaron Wright, 2015	.648
7.	Nicky Phillips, 1997	.639
8.	Jeremy Purcell, 2000	.629
9.	Joey DeAngelis, 1994	.622
10.	Ryan Gordon, 2003	.610
	Shane Schumaker, 2000	.610

ON BASE PERCENTAGE

1.	Tonka Maynor, 1992	.519
2.	Ricky Orton, 2008	.502
3.	Shane Schumaker, 2000	.498
4.	Jermaine Mitchell, 2006	.493
	L.J. Kalawaia, 2016	.493
6.	Joey DeAngelis, 1992	.485
7.	Joey DeAngelis, 1994	.482
8.	Tonka Maynor, 1994	.480
9.	Tonka Maynor, 1991	.475
10.	Ryan Gordon, 2003	.473

Consecutive Game Hit Streak (Since 2001)

1.	Andrew Moritz, 2016	23
2.	Christian Wolfe, 2013	21
3.	Andrew Moritz, 2017	20
	Ricky Orton, 2007	20
5.	Zach Leach, 2012	18
6.	Jordan MacDonald, 2014	17
	Ryan Gordon, 2004	17
8.	Ryan Gordon, 2003	16
	Jason Sarvis, 2003	16
10.	Collin Woody, 2016	15
	Tyler Long, 2015	15
	Hunter King, 2014	15
	Sean Snell, 2006	15

Consecutive Game Reached Base Streak (Since 2001)

1.	Shane Schumaker, 2001	45
2.	Andrew Moritz, 2016	37
3.	Ricky Orton, 2007	35
4.	Ben Spitznagel, 2016	33
	Ricky Orton, 2008	33
6.	Hunter King, 2015	32
	Trevor Edwards, 2013	32
8.	Trevor Edwards, 2011	26
9.	Jeremy Roulin, 2004	25
10.	Andrew Moritz, 2017	24
	Greg Feltes, 2007	24
	Guy Welsh, 2007	24

PITCHING

EARNED RUN AVERAGE (Min. 20 IP)

1.	Sean Pick, 1994	1.08 (50.0 IP)
2.	Ryan Clark, 2013	2.05 (30.2 IP)
3.	Tyler Frazier, 2014	2.28 (27.2 IP)
	Adam Swim, 2014	2.28 (27.2 IP)
5.	Jason Parsons, 1998	2.32 (66.0 IP)
6.	Chris Mason, 2004	2.36 (53.1 IP)
7.	Anthony Sylvester, 1993	2.48 (54.1 IP)
8.	Taft Cable, 2001	2.50 (68.1 IP)
9.	Chad Sykes, 2016	2.52 (50.0 IP)
10.	Ryan Gordon, 2003	2.59 (59.0 IP)

APPEARANCES

1.	Jarrett Santos, 2003	41
2.	Ted Toler, 2001	40
3.	James White, 2008	38
	Taft Cable, 2000	38
	Patrick Currin, 2006	38
6.	Ted Toler, 1998	35
	Jason Parsons, 1997	35
8.	Andrew Wantz, 2016	34
	Jarrett Santos, 2004	34
	Taft Cable, 2001	34
	Sean Pick, 1994	34

GAMES STARTED

1.	Everett Hancock, 2001	18
	Everett Hancock, 2000	18
3.	Bryce Hensley, 2017	17
	Scooter Michael, 2003	17
	Jonathan Jackson, 1999	17
6.	Matt Frisbee, 2017	16
	Matt Gibbs, 2007	16
	Ryan Falcon, 2007	16
9.	Hunter Smith, 2016	15
	Matt Frisbee, 2016	15
	Ryan Clark, 2015	15
	Max Povse, 2014	15
	Warren Slack, 2011	15
	Greg Martin, 2008	15
	Chris Mason, 2005	15
	Jay Metzgar, 2003	15
	Jonathan Jackson, 1997	15
	Jonathan Jackson, 1998	15
	Lance Surrridge, 1998	15
	Rhett Woehrl, 1998	15

RELIEF APPEARANCES

1.	Jarrett Santos, 2003	40
2.	Ted Toler, 2001	39
3.	James White, 2008	38
4.	Taft Cable, 2000	36
5.	Ted Toler, 1998	35
	Patrick Currin, 2006	35
7.	Jarrett Santos, 2004	34
	Sean Pick, 1994	34
9.	Andrew Wantz, 2016	33
10.	Ted Toler, 2000	32

WINS

1.	Jason Parsons, 1997	15
2.	Scooter Michael, 2002	12
3.	Jarrett Santos, 2003	11
	Jonathan Jackson, 1996	11
5.	Patrick Currin, 2006	10
6.	Jarrett Santos, 2004	9
	Scooter Michael, 2004	9
	Ryan Gordon, 2000	9
	Taft Cable, 2000	9
	Darrell Tillmon, 1995	9
	Anthony Sylvester, 1994	9

2018 UNCG BASEBALL

WINNING PERCENTAGE

(Minimum five decisions)

1.	Sean Gordon, 1998	7-0 (1.000)
	Rhett Woehrle, 1997	7-0 (1.000)
3.	Anthony Sylvester, 1993	5-0 (1.000)
4.	Jason Parsons, 1997	15-1 (.938)
5.	Scooter Michael, 2002	12-1 (.923)
6.	Scooter Michael, 2004	9-1 (.900)
	Darrell Tillmon, 1995	9-1 (.900)
8.	Andrew Wantz, 2016	6-1 (.857)
8.	Darrell Tillmon, 1994	5-1 (.833)
	Ryan Clark, 2013	5-1 (.833)
10.	Jason Parsons, 1998	8-2 (.800)

COMPLETE GAMES

1.	Chris Mason, 2005	8
2.	Jay Metzgar, 2002	6
3.	Lance Surridge, 1997	4
4.	Scooter Michael, 2002	3
	Jonathan Jackson, 1996	3
	Jonathan Jackson, 1999	3
	Anthony Sylvester, 1996	3
8.	Max Povse, 2014	2
	Ryan Falcon, 2007	2
	Scooter Michael, 2004	2
	Everett Hancock, 2000	2
	Lance Surridge, 1998	2

INNINGS PITCHED

1.	Chris Mason, 2005	118.2
2.	Jay Metzgar, 2002	106.1
3.	Jason Parsons, 1997	105.1
4.	Lance Surridge, 1997	103.2
5.	Ryan Falcon, 2007	104.1
6.	Jarrett Santos, 2003	101.0
7.	Scooter Michael, 2003	100.2
8.	Scooter Michael, 2002	100.1
9.	Chris Cloninger, 2002	99.1
10.	Matt Frisbee, 2017	96.2
	Ryan Gordon, 2000	96.2

STRIKEOUTS

1.	Chris Mason, 2005	135
2.	Ryan Gordon, 2000	113
3.	Jarrett Santos, 2003	106
4.	Taft Cable, 2000	101
5.	Andrew Wantz, 2016	97
6.	Ryan Clark, 2015	94
7.	Lance Surridge, 1997	91
8.	Jason Parsons, 1997	90
9.	Ryan Falcon, 2004	86
	Scooter Michael, 2002	86

SAVES

1.	Sean Pick, 1994	11
2.	Taft Cable, 2001	9
3.	Chris Mason, 2003	8
	Jason Parsons, 1997	8
	Patrick Currin, 2006	8
6.	Chad Sykes, 2017	7
	Rob Gilliam, 2008	7
8.	Patrick Currin, 2005	6
	Wes McCall, 2005	6
	Jason Parsons, 1998	6

CAREER RECORDS

BATTING

GAMES

1.	Jeremy Purcell, 1997-00	225
2.	Dominic Pattie, 1995-98	223
3.	Corey Overholtzer, 2007-10	214
4.	Adam Deleo, 2005-08	209
5.	Nicky Phillips, 1994-97	206
6.	Greg Feltes, 2005-08	204
	Corey McDonald, 1996-99	204
8.	Brandon Weber, 1996-99	203
9.	Trevor Edwards, 2009-13	199
10.	Ray Quinones, 2008-11	196
	Steve Matyckyky, 1992-95	196

AT BATS

1.	Dominic Pattie, 1995-98	867
2.	Jeremy Purcell, 1997-00	780
3.	Corey Overholtzer, 2007-10	779
4.	*Trevor Edwards, 2009-13	728
5.	Ray Quinones, 2008-11	717
6.	Greg Feltes, 2005-08	710
7.	Ryan Gordon, 2000-04	688
8.	Adam Deleo, 2005-08	686
9.	Nicky Phillips, 1994-97	683
10.	Scott Young, 1992-95	672

BATTING AVERAGE (Min. 300 AB)

1.	Ryan Gordon, 2000-04	.381
2.	Ben Spitznagel, 2016-17	.371
3.	Christian Wolfe, 2012-13	.367
4.	Kenny Vawter, 1997-98	.366
5.	Tonka Maynor, 1991-94	.363
6.	L.J. Kalawaia, 2014-16	.358
7.	Shane Schumaker, 2000-01	.357
8.	Nicky Phillips, 1994-97	.347
9.	Ricky Orton, 2007-08	.346
10.	Dominic Pattie, 1995-98	.345

HITS

1.	Dominic Pattie, 1995-98	299
2.	Ryan Gordon, 2000-04	262
3.	Jeremy Purcell, 1997-00	239
	Tonka Maynor, 1991-94	239
5.	Nicky Phillips, 1994-97	237
6.	Corey Overholtzer, 2007-10	231
7.	Joey DeAngelis, 1991-94	219
8.	Greg Feltes, 2005-08	218
9.	*Trevor Edwards, 2009-13	211
10.	Brandon Weber, 1996-99	194

RUNS SCORED

1.	Dominic Pattie, 1995-98	218
2.	Nicky Phillips, 1994-97	190
3.	Jeremy Purcell, 1997-00	174
4.	Tonka Maynor, 1991-94	170
5.	Greg Feltes, 2005-08	167
6.	Joey DeAngelis, 1991-94	166
7.	Brandon Weber, 1996-99	163
8.	Ryan Gordon, 2000-04	148
9.	Corey Overholtzer, 2007-10	143

2018 UNCG BASEBALL



Corey Overholtzer set the school record for career triples with 18 during the 2010 season.



Trevor Edwards set the program record for career home runs in his penultimate game as a Spartan as his three-run walkoff shot helped UNCG beat The Citadel 13-11.



Chris Mason set the school record for complete games (10) during his career at UNCG before being drafted in the second round in 2005.

10. Scott Young, 1992-95.....	135
-------------------------------	-----

RBI

1. Tonka Maynor, 1991-94.....	171
2. *Trevor Edwards, 2009-13.....	165
3. Tim Giles, 1994-96.....	159
4. Nicky Phillips, 1994-97.....	151
5. Ryan Gordon, 2000-04.....	150
6. Joey DeAngelis, 1991-94.....	145
7. Corey Overholtzer, 2007-10.....	132
8. Ray Quinones, 2008-11.....	126
Lloyd Enzor, 2010-13.....	126
10. Dominic Pattie, 1995-98.....	123

DOUBLES

1. Joey DeAngelis, 1991-94.....	60
2. Dominic Pattie, 1995-98.....	52
3. Jeremy Purcell, 1997-00.....	51
*Trevor Edwards, 2009-13.....	51
5. Ryan Gordon, 2000-04.....	50
Tonka Maynor, 1991-94.....	50
7. Pat Calabrese, 1993-96.....	45
8. Ray Quinones, 2008-11.....	43
Eric Kalbfleisch, 2012-15.....	43
10. Corey Overholtzer, 2007-10.....	42
Sean Snell, 2005-08.....	42

TRIPLES

1. Corey Overholtzer, 2007-10.....	18
2. Ryan Gordon, 2000-04.....	16
3. Nicky Phillips, 1994-97.....	15
4. Andrew Moritz, 2016-present.....	13
5. Shane Schumaker, 2000-01.....	11
6. Jeremy Purcell, 1997-00.....	9
L.J. Kalawaia, 2014-16.....	9
8. Jason Sarvis, 2000-03.....	8
Tonka Maynor, 1991-94.....	8
Dominic Pattie, 1995-98.....	8
Jay Maule, 2002-05.....	8

HOME RUNS

1. *Trevor Edwards, 2009-13.....	39
2. Tim Giles, 1994-96.....	38
3. Jeremy Purcell, 1997-00.....	37
4. Tonka Maynor, 1991-94.....	25
5. Joey DeAngelis, 1991-94.....	24
6. Greg Feltes, 2005-08.....	23
Jesse Martin, 1999-02.....	23
8. Jay Maule, 2002-05.....	22
Nicky Phillips, 1994-97.....	22
10. Ricky Orton, 2007-08.....	21

TOTAL BASES

1. Jeremy Purcell, 1997-00.....	419
2. Ryan Gordon, 2000-04.....	401
3. Dominic Pattie, 1995-98.....	400
4. *Trevor Edwards, 2009-13.....	387
5. Tonka Maynor, 1991-94.....	380
6. Nicky Phillips, 1994-97.....	369
7. Joey DeAngelis, 1991-94.....	361
8. Corey Overholtzer, 2007-10.....	360
9. Greg Feltes, 2005-08.....	341
10. Tim Giles, 1994-96.....	330

2018 UNCG BASEBALL

STOLEN BASES

1. Dominic Pattie, 1995-98.....	115
2. Nicky Phillips, 1994-97.....	87
3. Tonka Maynor, 1991-94.....	77
4. Brandon Weber, 1996-99.....	62
5. Ryan Gordon, 2000-04.....	61
6. Shane Schumaker, 2000-01.....	54
7. Jeremy Purcell, 1997-00.....	47
8. Jeff Smith, 1999-00.....	46
9. Kenny Vawter, 1997-98.....	44
10. Corey Overholtzer, 2007-10.....	42
Chris Cook, 1997-01.....	42

WALKS

1. Joey DeAngelis, 1991-94.....	136
2. Tonka Maynor, 1991-94.....	123
3. Greg Feltes, 2005-08.....	114
Dominic Pattie, 1995-98.....	114
5. Nicky Phillips, 1994-97.....	113
6. Jeremy Purcell, 1997-00.....	110
7. Scott Young, 1992-95.....	106
8. Brandon Weber, 1996-99.....	98
9. Steve Matyczzyk, 1992-95.....	93
10. Chris Healey, 1992-95.....	91

HIT BY PITCH

1. Chris Barker, 2010-11.....	40
2. Greg Feltes, 2005-08.....	37
3. *Trevor Edwards, 2009-13.....	35
4. Nicky Phillips, 1994-97.....	30
5. Sean Snell, 2005-08.....	29
6. Steve Moka, 1997-99.....	28
7. Jeremy Purcell, 1997-00.....	26
8. Pat Calabrese, 1993-96.....	25
9. Steve Matyczzyk, 1992-95.....	23
Jesse Martin, 1999-02.....	23

PITCHING

EARNED RUN AVERAGE (Min. 30 Appearances)

1. Sean Pick, 1991-94.....	3.03
2. Chris Mason, 2003-05.....	3.08
3. Patrick Currin, 2003-06.....	3.18
4. Jason Parsons, 1995-98.....	3.31
5. Ryan Clark, 2013-15.....	3.62
6. Scooter Michael, 2000-04.....	3.64
7. Ryan Falcon, 2003-07.....	3.65
8. Anthony Sylvester, 1993-96.....	3.69
9. Ted Toler, 1998-01.....	3.70
10. Jeff Huffman, 1991-94.....	3.94

APPEARANCES

1. Ted Toler, 1998-01.....	130
2. Jason Parsons, 1995-98.....	118
3. Patrick Currin, 2003-06.....	106
4. Taft Cable, 1998-01.....	104
5. Greg Smith, 2008-11.....	100
6. Wes McCall, 2005-08.....	92
7. Jay Kuykendall, 1993-96.....	89
8. Chris Cloninger, 1999-02.....	84
Jonathan Jackson, 1996-99.....	84

10. Tyler Frazier, 2012-15.....	83
---------------------------------	----

GAMES STARTED

1. Jonathan Jackson, 1996-99.....	58
2. Scooter Michael, 2001-04.....	56
3. Ryan Falcon, 2003-07.....	55
4. Anthony Sylvester, 1993-96.....	47
5. Nick Starnes, 2003-07.....	46
6. Everett Hancock, 1999-02.....	44
7. Max Povse, 2012-14.....	43
8. Jay Metzgar, 2001-04.....	41
9. Jeff Huffman, 1991-94.....	40
10. Warren Slack, 2008-11.....	39

RELIEF APPEARANCES

1. Ted Toler, 1998-01.....	129
2. Patrick Currin, 2003-06.....	97
3. Jason Parsons, 1995-98.....	93
4. Zach Furl, 2009-12.....	92
5. Taft Cable, 1999-01.....	85
6. Greg Smith, 2008-11.....	82
Tyler Frazier, 2012-15.....	82
8. Wes McCall, 2005-08.....	76
9. Jarrett Santos, 2003-04.....	75
10. Sean Pick, 1991-94.....	71

WINS

1. Jason Parsons, 1995-98.....	34
2. Scooter Michael, 2000-04.....	32
3. Jonathan Jackson, 1996-99.....	30
4. Anthony Sylvester, 1993-96.....	24
5. Jarrett Santos, 2003-04.....	20
Jay Kuykendall, 1993-96.....	20
Taft Cable, 1998-01.....	20
8. Jay Metzgar, 2001-04.....	19
9. Nick Starnes, 2003-07.....	18
Patrick Currin, 2003-06.....	18
Jeff Huffman, 1991-94.....	18

WINNING PERCENTAGE (Min. 15 Decisions)

1. Darrell Tillmon, 1994-95.....	14-2 (.875)
2. Jason Parsons, 1995-98.....	34-8 (.810)
3. Scooter Michael, 2000-04.....	32-10 (.762)
4. Jarrett Santos, 2003-04.....	20-8 (.714)
5. Taft Cable, 1999-01.....	20-9 (.689)
6. Colby Hyatt, 2010-11.....	15-7 (.682)
7. Andrew Wantz, 2015-Pres.....	17-8 (.680)
8. Jay Kuykendall, 1993-96.....	20-10 (.667)
9. J. Jackson, 1996-99.....	30-16 (.652)
10. Anthony Sylvester, 1993-96.....	24-14 (.632)

SAVES

1. Jason Parsons, 1995-98.....	19
2. Taft Cable, 1999-01.....	14
3. Ted Toler, 1998-01.....	12
4. Chad Sykes, 2015-present.....	11
Rob Gilliam, 2007-09.....	11
Sean Pick, 1991-94.....	11
7. Chris Mason, 2003-05.....	10
8. Andrew Wantz, 2015-present.....	9
9. Jarrett Santos, 2003-04.....	8
Jay Kuykendall, 1993-96.....	8

2018 UNCG BASEBALL

Patrick Currin, 2003-06.....	8
Wes McCall, 2005-08.....	8

COMPLETE GAMES

1. Chris Mason, 2003-05	10
2. Jonathan Jackson, 1996-99.....	9
3. Anthony Sylvester, 1993-96.....	7
Jay Metzgar, 2000-04.....	7
4. Lance Surrridge, 1997-98	6
Scooter Michael, 2000-04.....	6
5. Jason Parsons, 1995-98.....	4
6. Max Povse, 2012-14	3
Ryan Falcon, 2003-07.....	3
Brian Moehler, 1991-93	3

INNINGS PITCHED

1. Scooter Michael, 2001-04.....	368.1
2. Jonathan Jackson, 1996-99.....	334.1
3. Jason Parsons, 1995-98.....	324.2
4. Anthony Sylvester, 1993-96.....	302.2
5. Ryan Falcon, 2003-07	285.0
6. Warren Slack, 2008-11	275.0
7. Everett Hancock, 1999-02.....	273.2
8. Nick Starnes, 2003-07.....	272.2
9. Jay Kuykendall, 1993-96.....	244.1
10. Patrick Currin, 2003-06.....	234.2

STRIKEOUTS

1. Jonathan Jackson, 1996-99.....	301
2. Scooter Michael, 2001-04.....	297
3. Ryan Falcon, 2003-07	285
4. Jason Parsons, 1995-98.....	265
5. Warren Slack, 2008-11	251
6. Chris Mason, 2003-05	244
7. Jay Metzgar, 2001-04.....	237
8. Anthony Sylvester, 1993-96.....	232
9. Nick Starnes, 2003-07.....	226
10. Jeff Huffman, 1991-93	214



CHRISTIAN WOLFE



BEN SPITZNAGEL



2018 UNCG BASEBALL

ANNUAL SEASON LEADERS

BATTING GAMES

2017	59	Three Players
2016	59	Five Players
2015	50	Collin Woody
2014	49	Sean Guite
2013	54	Two Players
2012	52	Two Players
2011	53	Three Players
2010	53	Corey Overholtzer
2009	48	Three Players
2008	60	Two Players
2007	60	Two Players
2006	59	Two Players
2005	53	Jeremy Roulin
2004	55	Three Players
2003	60	Two Players
2002	55	Two Players
2001	59	Three Players
2000	58	Three Players
1999	55	Three Players
1998	58	Four Players
1997	62	Four Players
1996	52	Three Players
1995	54	Two Players
1994	57	Two Players
1993	45	Two Players
1992	46	Two Players
1991	42	Two Players

AT BATS

2017	240	Andrew Moritz
2016	247	Ben Spitznagel
2015	199	Collin Woody
2014	206	Zac MacAneny
2013	216	Trevor Edwards
2012	208	Lloyd Enzor
2011	200	Bobby Martin
2010	196	Corey Overholtzer
2009	201	Corey Overholtzer
2008	248	Matt Gaski
2007	260	Tim Carrier
2006	234	Jermaine Mitchell
2005	219	Chris Mason
2004	222	Danny Valencia
2003	231	Ryan Gordon
2002	231	Kirk Strebini
2001	226	Doug Schutt
2000	228	Kyle Tasco
1999	221	Jeff Smith
1998	230	Dominic Pattie
1997	260	Dominic Pattie
1996	215	Dominic Pattie
1995	196	Tim Giles
1994	206	Tonka Maynor
1993	171	Scott Young
1992	173	Tonka Maynor
1991	147	Tonka Maynor

BATTING AVERAGE (Min. 100 AB)

2017	.392	Andrew Moritz
2016	.400	Andrew Moritz
2015	.348	Eric Kalbfleisch
2014	.382	Hunter King
2013	.421	Christian Wolfe
2012	.342	Kris Richards
2011	.325	Cody Walker
2010	.307	Kris Richards
2009	.343	Ed Jayjack
2008	.359	Ricky Orton
2007	.359	Greg Feltes

2006	397	Jermaine Mitchell
2005	348	Mike Mongiello
2004	374	Ryan Gordon
2003	416	Ryan Gordon
2002	366	Ryan Gordon
2001	341	Shane Schumaker
2000	376	Shane Schumaker
1999	339	Jeff Smith
1998	380	Kenny Vawter
1997	385	Dominic Pattie
1996	363	Dominic Pattie
1995	371	Scott Young
1994	379	Tonka Maynor
1993	333	Joey DeAngelis
1992	410	Tonka Maynor
1991	354	Tonka Maynor

RUNS SCORED

2017	60	Andrew Moritz
2016	62	L.J. Kalawaia and Dillon Stewart
2015	46	Zac MacAneny
2014	52	Sean Guite
2013	47	Christian Wolfe
2012	34	Kris Richards
2011	40	Drew Gehringer
2010	43	Corey Overholtzer
2009	39	Pedro Leon
2008	66	Greg Feltes
2007	55	Tim Carrier
2006	46	Greg Feltes
2005	45	Jeremy Roulin
2004	48	Jeremy Roulin
2003	61	Allen Thomas
2002	49	Two Players
2001	67	Doug Schutt
2000	74	Shane Schumaker
1999	56	Jeff Smith
1998	61	Dominic Pattie
1997	72	Dominic Pattie
1996	67	Nicky Phillips
1995	46	Chris Healy
1994	66	Tonka Maynor
1993	40	Scott Young
1992	50	Tonka Maynor
1991	36	Chris Madonna

HITS

2017	94	Andrew Moritz
2016	95	Ben Spitznagel
2015	66	Tyler Long
2014	76	Hunter King
2013	88	Christian Wolfe
2012	63	Kris Richards
2011	57	Two Players
2010	60	Corey Overholtzer
2009	60	Corey Overholtzer
2008	81	Matt Gaski
2007	91	Tim Carrier
2006	93	Jermaine Mitchell
2005	71	Chris Mason
2004	75	Danny Valencia
2003	96	Ryan Gordon
2002	72	Jason Sarvis
2001	76	Shane Schumaker
2000	77	Shane Schumaker
1999	75	Jeff Smith
1998	79	Lance Surridge
1997	100	Dominic Pattie
1996	78	Dominic Pattie
1995	72	Scott Young

2018 UNCG BASEBALL

1994.....	78	Tonka Maynor
1993.....	55	Joey DeAngelis
1992.....	71	Tonka Maynor
1991.....	52	Tonka Maynor

DOUBLES

2017.....	15	Tripp Shelton
2016.....	23	Collin Woody
2015.....	18	Aaron Wright
2014.....	18	Hunter King
2013.....	21	Eric Kalbfleisch
2012.....	15	Kris Richards
*2011.....	18	Trevor Edwards
2010.....	13	Corey Overholtzer
2009.....	14	Ray Quinones
2008.....	21	Sean Snell
2007.....	20	Guy Welsh
2006.....	13	Greg Feltes
2005.....	19	Jeremy Roulin
2004.....	16	Danny Valencia
2003.....	20	Ryan Gordon
2002.....	24	Jason Sarvis
2001.....	18	Chris Mittendorf
2000.....	18	Jeremy Purcell
1999.....	17	Jeremy Purcell
1998.....	15	Two Players
1997.....	19	Dominic Pattie
1996.....	21	Pat Calabrese
1995.....	17	Chris Healey
1994.....	21	Joey DeAngelis
1993.....	18	Joey DeAngelis
1992.....	23	Tonka Maynor
1991.....	10	Joey DeAngelis

TRIPLES

2017.....	6	Andrew Moritz
2016.....	7	Andrew Moritz
2015.....	3	Devin Ruiz
2014.....	3	Two Players
2013.....	4	TJ Spina
2012.....	4	Zach Leach
2011.....	3	Two Players
2010.....	5	Ed Jayjack
2009.....	6	Corey Overholtzer
2008.....	6	Corey Overholtzer
2007.....	3	Two Players
2006.....	7	Jermaine Mltchell
2005.....	3	Jeremy Roulin
2004.....	6	Ryan Gordon
2003.....	5	Ryan Gordon
2002.....	4	Three Players
2001.....	4	Shane Schumaker
2000.....	7	Shane Schumaker
1999.....	5	Jeff Smith
1998.....	5	Dominic Pattie
1997.....	5	Kenny Vawter
1996.....	8	Nicky Phillips
1995.....	4	Two Players
1994.....	3	Tonka Maynor
1993.....	2	Joey DeAngelis
1992.....	2	Three Players
1991.....	1	Four Players

HOME RUNS

2017.....	12	Cesar Trejo
2016.....	14	Dillon Stewart
2015.....	12	Aaron Wright
2014.....	5	Two Players
2013.....	13	Trevor Edwards
2012.....	14	Trevor Edwards
*2011.....	8	Trevor Edwards
2010.....	7	Ed Jayjack
2009.....	4	Three Players
2008.....	15	Two Players

2007.....	7	Sean Snell
2006.....	5	Jermaine Mitchell
2005.....	7	Chris Mason
2004.....	8	Danny Valencia
2003.....	9	Jay Maule
2002.....	7	Ryan Galligan
2001.....	11	Jesse Martin
2000.....	15	Jeremy Purcell
1999.....	11	Jeremy Purcell
1998.....	10	Linwood Davis
1997.....	13	Nicky Phillips
1996.....	17	Tim Giles
1995.....	12	Tim Giles
1994.....	9	Two Players
1993.....	6	Two Players
1992.....	12	Tonka Maynor
1991.....	4	Tonka Maynor

TOTAL BASES

2017.....	123	Andrew Moritz
2016.....	139	Dillon Stewart
2015.....	116	Aaron Wright
2014.....	107	Hunter King
2013.....	121	Christian Wolfe
2012.....	112	Trevor Edwards
*2011.....	103	Trevor Edwards
2010.....	97	Corey Overholtzer
2009.....	91	Corey Overholtzer
2008.....	139	Ricky Orton
2007.....	125	Tim Carrier
2006.....	133	Jermaine Mitchell
2005.....	109	Chris Mason
2004.....	117	Danny Valencia
2003.....	141	Ryan Gordon
2002.....	119	Jason Sarvis
2001.....	124	Shane Schumaker
2000.....	139	Jeremy Purcell
1999.....	127	Jeff Smith
1998.....	115	Kenny Vawter
1997.....	147	Nicky Phillips
1996.....	144	Tim Giles
1995.....	113	Tim Giles
1994.....	125	Joey DeAngelis
1993.....	95	Joey DeAngelis
1992.....	134	Tonka Maynor
1991.....	75	Tonka Maynor

RUNS BATTED IN

2017.....	56	Cesar Trejo
2016.....	66	Collin Woody
2015.....	42	Hunter King
2014.....	46	Hunter King
2013.....	49	Trevor Edwards
2012.....	39	Two Players
*2011.....	51	Trevor Edwards
2010.....	46	Ed Jayjack
2009.....	36	Two Players
2008.....	59	Ricky Orton
2007.....	49	Guy Welsh
2006.....	41	Jermaine Mitchell
2005.....	41	Jeremy Roulin
2004.....	40	Justin Crist
2003.....	50	Ryan Gordon
2002.....	44	Ryan Gordon
2001.....	52	Shane Schumaker
2000.....	64	Jeremy Purcell
1999.....	50	Jeremy Purcell
1998.....	60	Linwood Davis
1997.....	72	Nicky Phillips
1996.....	68	Tim Giles
1995.....	45	Tim Giles
1994.....	47	Joey DeAngelis
1993.....	42	Tonka Maynor
1992.....	45	Tonka Maynor

2018 UNCG BASEBALL

1991.....39.....Tonka Maynor

STOLEN BASES

2017.....16.....Andrew Moritz
 2016.....23.....L.J. Kalawaia
 2015.....6.....Hunter King
 2014.....10.....L.J. Kalawaia
 2013.....10.....TJ Spina
 2012.....14.....Bobby Martin
 2011.....16.....Drew Gehringer
 2010.....13.....Chris Barker
 2009.....18.....Pedro Leon
 2008.....11.....Two Players
 2007.....17.....Tim Carrier
 2006.....24.....Jermaine Mitchell
 2005.....15.....Chris Mason
 2004.....11.....Two Players
 2003.....23.....Allen Thomas
 2002.....23.....Ryan Gordon
 2001.....28.....Two Players
 2000.....26.....Shane Schumaker
 1999.....28.....Jeff Smith
 1998.....35.....Dominic Pattie
1997.....45.....Nicky Phillips
 1996.....26.....Dominic Pattie
 1995.....17.....Nicky Phillips
 1994.....37.....Tonka Maynor
 1993.....12.....Tonka Maynor
 1992.....13.....Tonka Maynor
 1991.....16.....John Garriss

WALKS

2017.....30.....Ben Spitznagel
 2016.....45.....Dillon Stewart
 2015.....28.....Aaron Wright
 2014.....27.....Jordan McDonald
 2013.....26.....Two Players
 2012.....23.....Two Players
 2011.....32.....Eric Brindle
 2010.....40.....Ed Jayjack
 2009.....30.....Pedro Leon
2008.....61.....Ricky Orton
 2007.....42.....Matt Gaski
 2006.....42.....Jermaine Mitchell
 2005.....26.....Jay Maule
 2004.....50.....Jeremy Roulin
 2003.....40.....Jason Sarvis
 2002.....35.....Jason Sarvis
 2001.....43.....Shane Schumaker
 2000.....47.....Shane Schumaker
 1999.....37.....Brandon Weber
 1998.....40.....Linwood Davis
 1997.....39.....Linwood Davis
 1996.....27.....Nicky Phillips
 1995.....34.....Chris Healey
 1994.....49.....Joey DeAngelis
 1993.....32.....Tonka Maynor
 1992.....30.....Two Players
 1991.....42.....Tonka Maynor

STRIKEOUTS

2017.....63.....Cesar Trejo
 2016.....45.....Dillon Stewart
 2015.....52.....Aaron Wright
 2014.....32.....Jordan McDonald
 2013.....49.....Lloyd Enzor
 2012.....36.....Trevor Edwards
 2011.....45.....Trevor Edwards
 2010.....65.....Lloyd Enzor
 2009.....38.....Ray Quinones
 2008.....49.....Ricky Orton
 2007.....42.....Sean Snell
 2006.....44.....Brandon Harvey
 2005.....32.....Jay Maule

2004.....58.....Ryan Brincat
 2003.....46.....Two Players
 2002.....52.....Ryan Galligan
2001.....70.....Chad Hayes
 2000.....56.....Ramon Balderas
 1999.....52.....Jesse Smith
 1998.....48.....Jeremy Purcell
 1997.....57.....Steve Moka
 1996.....43.....Stephen Vaughn
 1995.....47.....Stephen Vaughn
 1994.....38.....Mike Ricard
 1993.....40.....Steve Matczyk
 1992.....38.....Two Players
 1991.....41.....Sean Pick

SLUGGING PERCENTAGE

2017.....521.....Cesar Trejo
 2016.....665.....Dillon Stewart
 2015.....648.....Aaron Wright
 2014.....564.....Jordan McDonald
 2013.....579.....Christian Wolfe
 2012.....599.....Trevor Edwards
 *2011.....575.....Trevor Edwards
 2010.....521.....Ed Jayjack
 2009.....524.....Ed Jayjack
 2008.....675.....Ricky Orton
 2007.....530.....Greg Feltes
 2006.....568.....Jermaine Mitchell
 2005.....498.....Chris Mason
 2004.....604.....Ryan Gordon
 2003.....610.....Ryan Gordon
 2002.....578.....Jason Sarvis
 2001.....556.....Shane Schumaker
 2000.....629.....Jeremy Purcell
 1999.....575.....Jeff Smith
 1998.....561.....Kenny Vawter
 1997.....639.....Nicky Phillips
 1996.....731.....Tim Giles
 1995.....577.....Tim Giles
 1994.....622.....Joey DeAngelis
 1993.....576.....Joey DeAngelis
1992.....765.....Tonka Maynor
 1991.....510.....Tonka Maynor

ON BASE PERCENTAGE

2017.....450.....Andrew Moritz
 2016.....493.....L.J. Kalawaia
 2015.....425.....Aaron Wright
 2014.....445.....Two Players
 2013.....463.....Christian Wolfe
 2012.....413.....Cambric Moya
 2011.....464.....John Hein
 2010.....448.....Chris Barker
 2009.....459.....Ed Jayjack
 2008.....502.....Ricky Orton
 2007.....455.....Greg Feltes
 2006.....493.....Jermaine Mitchell
 2005.....396.....Jay Maule
 2004.....440.....Jeremy Roulin
 2003.....473.....Ryan Gordon
 2002.....446.....Jason Sarvis
 2001.....455.....Shane Schumaker
 2000.....498.....Shane Schumaker
 1999.....428.....Brandon Weber
 1998.....442.....Kenny Vawter
 1997.....466.....Nicky Phillips
 1996.....453.....Pat Calabrese
 1995.....424.....Chris Healey
 1994.....480.....Tonka Maynor
 1993.....457.....Joey DeAngelis
1992.....519.....Tonka Maynor
 1991.....500.....Tonka Maynor

2018 UNCG BASEBALL

PITCHING

EARNED RUN AVERAGE (Min. 20 IP)

2017	3.38	Alex Sova
2016	2.52	Chad Sykes
2015	2.72	Tyler Frazier
2014	2.28	Two Players
2013	2.05	Ryan Clark
2012	3.32	Dylan Hathcock
2011	3.43	Colby Hyatt
2010	4.29	Colby Hyatt
2009	3.77	Warren Slack
2008	4.96	James White
2007	2.93	Ryan Falcon
2006	2.93	Patrick Currin
2005	2.88	Chris Mason
2004	2.36	Chris Mason
2003	2.59	Ryan Gordon
2002	2.71	Jay Metzgar
2001	2.50	Taft Cable
2000	2.98	Ryan Gordon
1999	4.37	Aaron Horne
1998	2.32	Jason Parsons
1997	3.08	Jason Parsons
1996	3.07	Ben Evick
1995	3.22	Jay Kuykendall
1994	1.08	Sean Pick
1993	2.48	Anthony Sylvester
1992	2.64	Jeff Huffman
1991	4.82	Jeff Huffman

APPEARANCES

2017	27	Anderw Wantz
2016	34	Andrew Wantz
2015	24	Blair Betts
2014	30	Blair Betts
2013	29	Dominique Vattuone
2012	30	Zach Furl
2011	30	Greg Smith
2010	23	Matt Parish
2009	24	Rob Gillam
2008	38	James White
2007	30	Kory Judd
2006	38	Patrick Currin
2005	30	Wes McCall
2004	34	Jarrett Santos
2003	41	Jarrett Santos
2002	30	Chris Cloninger
2001	40	Ted Toler
2000	32	Ted Toler
1999	26	Taft Cable
1998	35	Ted Toler
1997	35	Jason Parsons
1996	26	Jason Parsons
1995	27	Jay Kuykendall
1994	34	Sean Pick
1993	20	Two Players
1992	23	Jack Nemecek
1991	25	Bryan Parrish

WINS

2017	8	Matt Frisbee and Dan Loats
2016	6	Andrew Wantz and Hunter Smith
2015	7	Ryan Clark
2014	6	Max Povse
2013	5	Ryan Clark
2012	6	Tyler Holstegge
2011	8	Colby Hyatt
2010	7	Colby Hyatt
2009	4	Three Players
2008	7	Greg Martin
2007	8	Ryan Falcon
2006	10	Patrick Currin
2005	6	Two Players
2004	9	Two Players

2003	11	Jarrett Santos
2002	12	Scooter Michael
2001	6	Two Players
2000	9	Two Players
1999	7	Jonathan Jackson
1998	8	Jason Parsons
1997	15	Jason Parsons
1996	11	Jonathan Jackson
1995	9	Darrell Tillmon
1994	9	Anthony Sylvester
1993	13	Jeff Huffman
1992	7	Scott Danna
1991	4	Bryan Parrish

GAMES STARTED

2017	17	Bryce Hensley
2016	15	Hunter Smith and Matt Frisbee
2015	15	Ryan Clark
2014	15	Max Povse
2013	14	Max Povse
2012	14	Max Povse
2011	15	Warren Slack
2010	13	Warren Slack
2009	11	Greg Martin
2008	15	Greg Martin
2007	16	Two Players
2006	14	Ryan Falcon
2005	15	Two Players
2004	12	Three Players
2003	17	Scooter Michael
2002	12	Jay Metzgar
2001	18	Everett Hancock
2000	18	Everett Hancock
1999	17	Jonathan Jackson
1998	15	Three Players
1997	15	Jonathan Jackson
1996	13	Anthony Sylvester
1995	15	Anthony Sylvester
1994	13	Anthony Sylvester
1993	13	Jeff Huffman
1992	14	Scott Danna
1991	13	Brian Moehler

RELIEF APPEARANCES

2017	27	Anderw Wantz
2016	33	Andrew Wantz
2015	24	Blair Betts
2014	30	Blair Betts
2013	26	Ryan Clark
2012	30	Zach Furl
2011	29	Greg Smith
2010	21	Two Players
2009	21	Zach Furl
2008	38	James White
2007	27	Two Players
2006	35	Patrick Currin
2005	29	Wes McCall
2004	34	Jarrett Santos
2003	40	Jarrett Santos
2002	27	Michael Gullledge
2001	39	Ted Toler
2000	32	Ted Toler
1999	23	Ted Toler
1998	35	Ted Toler
1997	27	Jason Parsons
1996	21	Ben Evick
1995	21	Jason Parsons
1994	34	Sean Pick
1993	20	Two Players
1992	22	Jack Nemecek
1991	24	Bryan Parrish

2018 UNCG BASEBALL

WINNING PERCENTAGE (Min. 5 Decisions)

2017	8-3 (.727)	Dan Loats
2016	6-1 (.857)	Andrew Wantz
2015	5-3 (.625)	Andrew Wantz
2014	4-2 (.667)	Adam Swim
2013	5-1 (.833)	Ryan Clark
2012	3-2 (.600)	Corey Taylor
2011	7-2 (.778)	Warren Slack
2010	7-4 (.636)	Colby Hyatt
2009	4-6 (.400)	Rob Gilliam
2008	5-2 (.714)	Greg Smith
2007	8-7 (.533)	Ryan Falcon
2006	19-3 (.769)	Patrick Currin
2005	4-2 (.667)	Adam Krieger
2004	9-1 (.900)	Scooter Michael
2003	8-3 (.727)	Jay Metzgar
2002	12-1 (.923)	Scooter Michael
2001	5-3 (.625)	Scooter Michael
2000	9-2 (.818)	Ryan Gordon
1999	4-1 (.800)	Ted Toler
1998	7-0 (1.000)	Sean Gordon
1997	7-0 (1.000)	Rhett Woehle
1996	11-4 (.733)	Jonathan Jackson
1995	9-1 (.900)	Darrell Tillmon
1994	5-1 (.833)	Darrell Tillmon
1993	5-0 (1.000)	Anthony Sylvester
1992	7-5 (.583)	Scott Danna
1991	4-5 (.444)	Bryan Parrish

COMPLETE GAMES

2017	1	Bryce Hensley and Matt Frisbee
2016	1	Hunter Smith and Matt Frisbee
2015	1	Ryan Clark
2014	2	Max Povse
2013	1	Max Povse
2012	0	No Players
2011	1	Colby Hyatt
2010	2	Warren Slack
2009	0	No Players
2008	0	No Players
2007	2	Ryan Falcon
2006	0	None
2005	8	Chris Mason
2004	2	Scooter Michael
2003	1	Two Players
2002	6	Jay Metzgar
2001	1	Scooter Michael
2000	2	Everett Hancock
1999	3	Jonathan Jackson
1998	2	Lance Surridge
1997	4	Lance Surridge
1996	3	Three Players
1995	2	Three Players
1994	4	Anthony Sylvester
1993	1	Two Players
1992	1	Three Players
1991	1	Brian Moehler

INNINGS PITCHED

2017	96.2	Matt Frisbee
2016	88.2	Hunter Smith
2015	95.1	Ryan Clark
2014	93.0	Ryan Clark
2013	77.2	Max Povse
2012	60.0	Tyler Holstegge
2011	94.1	Colby Hyatt
2010	94.1	Colby Hyatt
2009	65.2	Rob Gilliam
2008	83.1	Greg Martin
2007	104.1	Ryan Falcon
2006	83.0	Patrick Currin
2005	118.2	Chris Mason
2004	87.1	Jarrett Santos
2003	101.0	Jarrett Santos

2002	106.1	Jay Metzgar
2001	95.0	Everett Hancock
2000	100.1	Everett Hancock
1999	93.2	Jonathan Jackson
1998	79.1	Lance Surridge
1997	105.1	Jason Parsons
1996	82.0	Jason Parsons
1995	88.1	Anthony Sylvester
1994	81.2	Anthony Sylvester
1993	65.2	Jeff Huffman
1992	84.0	Brian Moehler
1991	65.3	Brian Moehler

STRIKEOUTS

2017	80	Jack Maynard and Bryce Hensley
2016	97	Andrew Wantz
2015	94	Ryan Clark
2014	81	Max Povse
2013	81	Max Povse
2012	47	Two Players
2011	73	Warren Slack
2010	75	Warren Slack
2009	78	Rob Gilliam
2008	59	Greg Smith
2007	84	Ryan Falcon
2006	73	Nick Starnes
2005	135	Chris Mason
2004	86	Ryan Falcon
2003	106	Jarrett Santos
2002	86	Scooter Michael
2001	67	Ted Toler
2000	113	Ryan Gordon
1999	74	Jonathan Jackson
1998	73	Jonathan Jackson
1997	91	Lance Surridge
1996	74	Jonathan Jackson
1995	77	Darrell Tillmon
1994	78	Jeff Huffman
1993	64	Jeff Huffman
1992	59	Brian Moehler
1991	42	Brian Moehler

SAVES

2016	4	Andrew Wantz and Chad Sykes
2015	3	Two Players
2014	4	Tyler Frazier
2013	4	Dylan Hathcock
2012	3	Brennen James
2011	4	Tyler Holstegge
2010	1	Four Players
2009	4	Rob Gilliam
2008	7	Rob Gilliam
2007	2	Kory Judd
2006	8	Patrick Currin
2005	6	Two Players
2004	5	Jarrett Santos
2003	8	Chris Mason
2002	3	Two Players
2001	9	Taft Cable
2000	3	Two Players
1999	2	Four Players
1998	6	Jason Parsons
1997	8	Jason Parsons
1996	4	Jason Parsons
1995	3	Jay Kuykendall
1994	11	Sean Pick
1993	4	Jay Kuykendall
1992	3	Jeff Huffman
1991	1	Jack Nemecek

BOLD Denotes Single Season School Record

2018 UNCG BASEBALL

All-Time Series Records

Alabama.....	1-2
Albany.....	19-3
Appalachian State.....	38-26
Army.....	7-4
Auburn.....	0-9
Ball State.....	1-1
Belmont Abbey.....	0-1
Bethune-Cookman.....	1-0
Binghamton.....	3-0
Bowling Green.....	0-1
Brown.....	1-0
Butler.....	0-1
Campbell.....	7-4
Catawba.....	1-1
Charleston Southern.....	8-6
Charlotte.....	6-12
The Citadel.....	31-36
Clemson.....	0-4
Cleveland State.....	6-1
Coastal Carolina.....	11-4
College of Charleston.....	20-30
Columbia.....	0-1
Connecticut.....	6-0
Cornell.....	3-0
Davidson.....	35-28
Dayton.....	1-2
Delaware.....	5-1
Delaware State.....	3-0
Detroit.....	1-1
Drexel.....	3-0
Duke.....	5-11
East Carolina.....	8-8
ETSU.....	27-13
Eastern Illinois.....	0-1
Eastern Kentucky.....	5-2
Elon.....	16-34
Fairfield.....	7-0
Fairleigh Dickinson.....	3-2
Florida.....	1-5
Florida State.....	0-4
Fordham.....	2-0
Furman.....	37-38
Gardner-Webb.....	1-1
George Mason.....	0-1
Georgetown.....	6-0
George Washington.....	6-3
Georgia.....	2-6
Georgia Southern.....	27-29
Georgia Tech.....	1-4
Guilford.....	2-2
Harvard.....	4-0-1
High Point.....	18-11
Houston.....	1-0
Howard.....	1-0
Illinois.....	2-0
Jacksonville.....	2-0
James Madison.....	2-4
Kent State.....	3-8
Lafayette.....	6-0
Lehigh.....	0-1
Le Moyne.....	6-0

Liberty.....	16-13
Long Beach State.....	0-1
LSU.....	0-1
Marist.....	8-1
Maryland.....	14-4
Maryland Eastern Shore.....	5-0
UMBC.....	10-2
Mercer.....	6-6
Mercyhurst.....	0-1
Methodist.....	1-1
Michigan State.....	1-2
Minnesota.....	1-0
Missouri State.....	0-1
Montreat.....	1-0
Mount Olive.....	0-1
New Hampshire.....	1-0
Norfolk State.....	0-1
North Carolina.....	6-16
North Carolina A&T.....	43-7
NC Central.....	1-0
NC State.....	8-28
UNC Asheville.....	21-7
UNCW.....	12-10
North Florida.....	0-3
Ohio.....	14-4
Ohio State.....	2-2
Old Dominion.....	3-3
Penn State.....	3-0
Pfeiffer.....	1-0
Presbyterian.....	2-1
Princeton.....	20-6
Radford.....	8-8
Rhode Island.....	0-1
Richmond.....	2-4
Samford.....	10-19
Shippensburg.....	0-1
South Carolina.....	1-2
Southeastern Louisiana.....	1-0
USC.....	0-2
St. John's.....	1-1
Stetson.....	0-2
Texas A&M.....	0-2
Towson.....	6-1
Tulane.....	1-0
Utah.....	1-0
Valparaiso.....	1-0
Virginia.....	4-7
Virginia Tech.....	2-3
VCU.....	2-0
VMI.....	23-12
Wake Forest.....	14-41
West Chester.....	0-1
West Virginia.....	0-1
Western Carolina.....	34-32
Western Michigan.....	0-2
William and Mary.....	6-3
Winthrop.....	7-10
Wofford.....	45-21
Xavier.....	2-0
Yale.....	3-2

2018 UNCG BASEBALL

ANNUAL TEAM TOTALS

OFFENSE

PITCHING

	BA	Runs	Hits	HRs	RBI	2Bs	3Bs	SB	Walks	OB Pct.	ERA	Ks	BB	IP	Saves	Shut	CG	Opp BA	Record
2017	.320	438	665	45	400	106	33	59	218	.388	4.93	487	231	524.0	19	1	2	.264	36-25 (.590)
2016	.345	492	726	65	451	145	32	90	263	.425	5.28	470	307	518.0	9	2	2	.265	38-21 (.644)
2015	.299	312	520	58	283	93	13	32	184	.370	5.85	378	257	428.0	7	3	1	.285	23-27 (.460)
2014	.310	312	545	25	269	90	17	38	182	.380	5.13	360	231	439.0	6	0	3	.291	21-28 (.429)
2013	.311	359	622	42	323	115	16	48	179	.373	6.19	427	276	488.2	9	2	1	.291	24-31 (.436)
2012	.282	291	500	39	261	85	16	39	200	.362	4.99	324	236	461.1	10	2	0	.263	25-27 (.481)
2011	.274	322	506	23	281	96	16	47	241	.371	4.48	353	244	496.1	12	4	1	.262	34-20 (.630)
2010	.258	326	465	30	287	94	21	59	247	.365	6.62	310	247	467.1	4	0	4	.300	20-33 (.377)
2009	.272	284	459	24	262	78	16	65	203	.364	6.46	359	202	436.0	9	0	0	.286	20-29 (.408)
2008	.304	444	642	66	412	131	18	66	286	.397	6.11	411	285	536.0	12	1	0	.307	33-27 (.550)
2007	.292	372	614	43	340	119	16	55	242	.377	5.41	384	190	532.0	5	3	2	.287	30-30 (.500)
2006	.274	283	552	16	245	102	13	77	222	.354	5.49	359	210	521.0	11	1	0	.292	26-33 (.441)
2005	.269	285	476	26	255	101	9	68	193	.352	4.39	410	154	467.1	15	1	8	.275	31-22 (.585)
2004	.275	329	520	38	296	107	19	54	260	.368	4.17	401	146	490.1	7	4	5	.271	33-21-1 (.609)
2003	.300	430	617	34	385	113	21	101	267	.392	3.69	495	153	532.0	11	2	1	.256	39-21 (.650)
2002	.299	373	565	36	326	114	18	103	250	.395	4.83	366	168	492.1	7	6	10	.286	33-22 (.600)
2001	.265	382	534	46	329	106	9	124	293	.368	4.58	376	202	520.1	16	4	1	.282	31-28 (.525)
2000	.300	438	616	61	385	104	22	109	291	.393	5.18	476	251	511.0	8	3	3	.272	34-24 (.586)
1999	.282	351	510	40	302	99	27	153	235	.379	5.86	349	240	462.2	9	1	4	.284	29-26 (.527)
1998	.298	398	569	38	354	104	16	147	267	.391	4.66	415	176	490.2	11	5	4	.265	40-18 (.690)
1997	.313	486	650	57	417	123	19	169	290	.377	5.14	442	232	522.0	16	3	8	.277	45-17 (.726)
1996	.283	321	475	40	285	107	13	110	217	.376	4.61	341	173	433.2	7	3	8	.284	28-24 (.538)
1995	.290	338	499	39	310	108	19	79	207	.412	4.34	351	193	443.1	9	2	6	.256	35-19 (.648)
1994	.304	381	550	47	330	104	13	132	304	.392	4.37	368	189	474.0	15	6	2	.282	39-18 (.684)
1993	.261	249	378	27	212	63	7	70	211	.400	4.31	302	213	388.3	8	3	2	.259	23-22 (.511)
1992	.270	256	414	55	213	72	11	55	219	.418	6.99	306	230	400.7	9	0	3	.302	20-26 (.435)
1991	.252	231	342	14	188	49	4	78	232	.377	8.02	207	188	348.0	1	1	1	.337	9-33 (.214)

School records denoted in **BOLD**



2018 UNCG BASEBALL

SEASON-BY-SEASON RESULTS

1991

Record: 9-33

Head Coach: Mike Gaski

Feb. 24	MOUNT OLIVE	L, 14-4
Feb. 27	PFEIFFER	W, 10-6
March 1	WILLIAM AND MARY	L, 15-6
March 1	WILLIAM AND MARY	W, 5-2
March 6	HIGH POINT	W, 12-4
March 7	at High Point	L, 15-3
March 8	WEST VIRGINIA	L, 21-11
March 9	SHIPPENSBURG	L, 11-2
March 10	MERCYHURST	L, 4-2
March 11	CHARLOTTE	L, 25-11
March 12	OLD DOMINION	L, 8-3
March 14	at Methodist	W, 11-2
March 17	at Winthrop	L, 3-1
March 17	at Winthrop	L, 8-4
March 19	at Davidson	W, 8-7
March 20	at Catawba	L, 8-2
March 20	at Catawba	W, 13-0
March 21	NORTH CAROLINA A&T	L, 8-4
March 23	FAIRLEIGH DICKINSON	L, 15-8
March 23	FAIRLEIGH DICKINSON	L, 11-9
March 24	OHIO	L, 22-5
March 25	at NC State	L, 13-5
March 26	at William and Mary	L, 6-4
March 27	at William and Mary	W, 10-6
March 28	WEST CHESTER	L, 18-8
April 2	ELON	L, 11-9
April 3	GUILDFORD	W, 8-7 (10)
April 4	NORFOLK STATE	L, 6-5
April 5	at North Carolina A&T	L, 11-5
April 7	DAVIDSON	L, 4-3
April 9	at Charlotte	L, 5-1
April 11	EAST TENNESSEE STATE	L, 10-3
April 13	APPALACHIAN STATE	L, 11-2
April 13	APPALACHIAN STATE	L, 11-0
April 14	at Guilford	L, 3-1
April 15	at Campbell	W, 9-3
April 17	WINTHROP	L, 8-2
April 20	at Davidson	L, 12-3
April 24	at Belmont Abbey	L, 5-3
April 26	METHODIST	L, 9-4
April 27	at Liberty	L, 12-8
April 27	at Liberty	L, 14-5

1992

Record: 20-26

Head Coach: Mike Gaski

Feb. 19	EAST TENNESSEE STATE	W, 7-5
Feb. 20	at East Carolina	W, 3-0
Feb. 22	APPALACHIAN STATE	L, 10-4
Feb. 22	APPALACHIAN STATE	W, 8-7 (10)
Feb. 26	at North Carolina	L, 5-3
Feb. 27	UNC ASHEVILLE	W, 6-4
Feb. 29	VIRGINIA TECH	L, 14-3
March 1	VIRGINIA TECH	L, 12-6
March 3	at NC State	W, 5-2
March 4	DAVIDSON	W, 6-5
March 8	Georgia Southern #	W, 10-7
March 9	Detroit #	L, 16-6
March 12	Detroit #	W, 7-5
March 13	Virginia Tech #	W, 10-7
March 14	Virginia Tech #	L, 12-3
March 16	VIRGINIA	L, 10-4
March 18	CHARLOTTE	L, 25-3
March 20	BOWLING GREEN	L, 7-4
March 21	OHIO	L, 8-7 (10)
March 22	KENT STATE	L, 10-4
March 23	KENT STATE	L, 7-4
March 24	WINTHROP	L, 7-4
March 30	at UNC Asheville	L, 12-6
March 31	NC STATE	L, 15-4
April 1	EAST CAROLINA	W, 6-2
April 2	at Western Carolina	L, 18-7

April 3	at Campbell	W, 12-8
April 5	GUILDFORD	L, 9-5
April 7	CHARLOTTE	W, 8-6
April 9	at Wake Forest	L, 14-4
April 10	at William and Mary	L, 10-7
April 12	at North Carolina A&T	W, 6-5
April 13	at Radford	L, 12-4
April 15	at Wake Forest	L, 7-6
April 16	LIBERTY	W, 9-8
April 17	at Davidson	L, 25-6
April 18	at UNC Wilmington	W, 7-3
April 19	at UNC Wilmington	W, 7-6
April 22	WAKE FOREST	L, 10-3
April 23	NORTH CAROLINA A&T	W, 3-2
April 26	at Old Dominion	L, 3-1
April 26	at Old Dominion	L, 7-0
April 28	at Winthrop	L, 13-6
April 29	WAKE FOREST	L, 7-4
May 1	at North Carolina A&T	W, 2-1
May 2	VMI	W, 6-5

- Georgia Southern Tournament (Statesboro, Ga.)

1993

Record: 23-22

Head Coach: Mike Gaski

Feb. 17	NORTH CAROLINA A&T	W, 16-3
Feb. 18	CAMPBELL	W, 13-2
Feb. 20	at East Carolina	L, 3-0
Feb. 22	at The Citadel	W, 9-8
Feb. 24	at Furman	L, 7-6
March 2	CHARLOTTE	W, 4-2
March 8	Stetson #	L, 5-0
March 9	Xavier #	W, 14-3
March 10	Old Dominion #	W, 7-3
March 10	Stetson #	L, 7-3
March 12	Old Dominion #	W, 3-0
March 16	at VMI	W, 6-4
March 18	GUILDFORD	W, 5-0
March 19	THE CITADEL	W, 6-5
March 21	at Virginia Tech	W, 7-5
March 22	EASTERN ILLINOIS	L, 6-1
March 24	at NC State	L, 10-2
March 28	HARVARD	W, 4-3
March 28	HARVARD	W, 4-3
March 29	UNC ASHEVILLE	W, 10-3
March 30	WAKE FOREST	L, 4-2
March 31	NC STATE	L, 6-5
April 3	at VMI	L, 12-5
April 4	at VMI	L, 4-3
April 4	at VMI	L, 6-3
April 9	EAST CAROLINA	W, 6-5
April 10	UNC WILMINGTON	W, 7-1
April 10	UNC WILMINGTON	L, 2-1
April 11	UNC WILMINGTON	W, 8-6
April 12	NORTH CAROLINA A&T	W, 4-0
April 13	at Charlotte	L, 6-2
April 14	at Wake Forest	W, 10-3
April 16	WESTERN CAROLINA	W, 8-7
April 17	WESTERN CAROLINA	L, 11-2
April 18	WESTERN CAROLINA	L, 8-6
April 20	at Liberty	W, 10-5
April 21	at Wake Forest	L, 8-3
April 22	at Campbell	L, 11-7
April 23	at Davidson	L, 8-7
April 24	WILLIAM AND MARY	W, 10-6
April 25	WILLIAM AND MARY	W, 5-4
April 26	WINTHROP	W, 7-1
April 27	at Winthrop	L, 5-3
April 28	at North Carolina	L, 5-4
April 29	at UNC Asheville	L, 9-4

- Stetson Tournament (DeLand, Fla.)

1994

Record: 39-18

Big South Record: 20-6 (1st)

Big South Regular Season Champion

NCAA Baton Rouge Regional

Head Coach: Mike Gaski

Feb. 16	at North Carolina A&T	W, 22-1
Feb. 17	VMI	W, 9-1
Feb. 19	APPALACHIAN STATE	L, 4-2
Feb. 20	UNC WILMINGTON	W, 4-3
Feb. 25	DAVIDSON	W, 4-3
Feb. 26	MARYLAND	W, 5-4
Feb. 26	MARYLAND	W, 4-3
Feb. 27	MARYLAND	W, 12-4
March 4	at North Carolina A&T	W, 9-2
March 8	at Charlotte	L, 2-1
March 9	at The Citadel	W, 8-7
March 10	at The Citadel	W, 11-7 (12)
March 11	at Charleston Southern *	L, 3-2
March 12	at Charleston Southern *	W, 6-0
March 12	at Charleston Southern *	W, 3-2
March 14	FAIRFIELD	W, 10-5
March 15	YALE	W, 5-3
March 16	YALE	W, 3-2 (11)
March 17	NEW HAMPSHIRE	W, 11-10 (11)
March 19	COASTAL CAROLINA *	L, 8-3
March 19	COASTAL CAROLINA *	W, 9-3
March 20	COASTAL CAROLINA *	L, 11-7
March 22	CHARLOTTE	L, 1-0
March 23	NORTH CAROLINA A&T	W, 6-0
March 26	WINTHROP *	W, 3-2
March 26	WINTHROP *	W, 3-0
March 29	at North Carolina	L, 8-4
March 30	WAKE FOREST	L, 11-1
April 1	TOWSON *	W, 8-0
April 1	TOWSON *	W, 9-0
April 2	TOWSON *	W, 7-1
April 4	at Appalachian State	W, 6-4
April 5	at NC State	L, 6-5
April 8	at Liberty *	W, 9-2
April 9	at Liberty *	W, 11-6
April 9	at Liberty *	W, 16-3
April 12	at Davidson	W, 13-3
April 17	at UNC Asheville *	W, 10-7
April 17	at UNC Asheville *	W, 5-3
April 18	at UNC Asheville *	W, 10-6
April 19	at Wake Forest	L, 15-5
April 21	at Wake Forest	L, 8-4
April 23	UMBC *	W, 6-5
April 23	UMBC *	W, 7-2
April 24	UMBC *	W, 9-5
April 26	WAKE FOREST	L, 10-4
April 27	at UNC Wilmington	L, 8-3
April 30	at Radford *	L, 7-5
April 30	at Radford *	W, 8-6
May 1	at Radford *	L, 5-2
May 13	CAMPBELL *	L, 8-1
May 13	CAMPBELL *	W, 5-4
May 14	CAMPBELL *	W, 8-0
May 26	vs. USC %	L, 19-3
May 27	vs. Southeast Louisiana %	W, 22-12
May 28	vs. Tulane %	W, 4-1
May 28	vs. USC %	L, 25-9

* Big South Game

% - NCAA Regional (Baton Rouge, La.)

1995

Record: 35-19

Big South Record: 17-7 (2nd)

Head Coach: Mike Gaski

Feb. 21	DAVIDSON	W, 9-4
Feb. 22	APPALACHIAN STATE	W, 13-6
Feb. 25	MARYLAND	W, 3-2

Feb. 25	MARYLAND	L, 5-3
Feb. 26	MARYLAND	W, 6-5
Feb. 27	at North Carolina A&T	W, 11-5
March 3	at Georgia	W, 15-4
March 4	at Georgia	W, 11-6
March 5	at Georgia	L, 8-6
March 6	at Auburn	L, 9-1
March 7	at Auburn	L, 5-2
March 8	at Auburn	L, 7-6
March 10	FAIRFIELD	W, 3-2
March 11	FAIRFIELD	W, 10-0
March 12	FAIRFIELD	W, 6-3
March 14	RICHMOND	L, 8-3
March 16	YALE	W, 7-1
March 18	UMBC *	L, 4-3
March 18	UMBC *	W, 6-5
March 19	UMBC *	W, 11-10 (10)
March 21	NORTH CAROLINA A&T	W, 5-4
March 22	at NC State	L, 6-6
March 25	at Radford *	L, 10-8
March 25	at Radford *	W, 5-2
March 26	at Radford *	L, 6-3
March 29	at Wake Forest	L, 9-7
March 30	HOWARD	W, 11-2
April 1	UNC ASHEVILLE *	W, 5-4
April 1	UNC ASHEVILLE *	W, 4-2
April 2	UNC ASHEVILLE *	W, 4-2
April 4	NC STATE	W, 17-7
April 6	at Appalachian State	W, 5-2
April 8	at Towson *	W, 5-3
April 8	at Towson *	W, 12-5
April 9	at Towson *	L, 18-7
April 11	WAKE FOREST	L, 6-1
April 15	at Winthrop *	W, 10-7
April 15	at Winthrop *	L, 1-0
April 16	at Winthrop *	L, 10-9
April 19	at North Carolina	L, 6-1
April 21	CHARLESTON SOUTHERN *	W, 10-6
April 21	CHARLESTON SOUTHERN *	L, 8-3
April 22	CHARLESTON SOUTHERN *	W, 6-5
April 25	at Davidson	W, 8-2
April 26	NORTH CAROLINA	W, 2-1
April 27	at Wake Forest	W, 4-1
April 29	at Coastal Carolina *	W, 10-0
April 29	at Coastal Carolina *	W, 11-2
April 30	at Coastal Carolina *	W, 10-7
May 10	CHARLOTTE	L, 2-0
May 10	CHARLOTTE	L, 6-2
May 12	LIBERTY *	W, 5-4
May 12	LIBERTY *	W, 9-2
May 13	LIBERTY *	W, 3-2

* Big South Game

1996

Record: 28-24

Big South Record: 12-6 (3rd)

Head Coach: Mike Gaski

Feb. 9	at The Citadel	L, 11-8
Feb. 10	at Western Carolina	W, 6-3
Feb. 11	at VMI	W, 6-5
Feb. 15	NORTH CAROLINA A&T	W, 17-3
Feb. 19	APPALACHIAN STATE	L, 13-3
Feb. 21	DAVIDSON	W, 5-4 (12)
Feb. 24	MARYLAND	W, 5-1 (10)
Feb. 24	MARYLAND	L, 7-6
Feb. 25	MARYLAND	L, 10-9
Feb. 27	NC STATE	W, 4-2
March 1	at Alabama	W, 13-8
March 2	at Alabama	L, 9-3
March 3	at Alabama	L, 12-3
March 4	at Auburn	L, 9-4
March 5	at Auburn	L, 6-4
March 6	at Auburn	L, 9-3
March 9	NORTHERN ILLINOIS	W, 5-4
March 10	FAIRFIELD	W, 5-2
March 11	YALE	L, 10-7 (10)

2018 UNCG BASEBALL

March 12	YALE.....	L, 14-9
March 13	BUTLER.....	L, 3-1
March 15	GEORGE WASHINGTON.....	W, 2-1
March 16	GEORGE WASHINGTON.....	L, 3-0
March 16	GEORGE WASHINGTON.....	W, 2-0
March 20	at North Carolina A&T.....	W, 12-6
March 23	RADFORD *.....	W, 7-6
March 23	RADFORD *.....	W, 4-0
March 24	RADFORD *.....	L, 8-2
March 26	at NC State.....	L, 11-3
April 1	at UMBC *.....	W, 9-1
April 1	at UMBC *.....	W, 4-0
April 3	NORTH CAROLINA.....	W, 12-3
April 5	at Liberty *.....	W, 6-4
April 6	at Liberty *.....	L, 6-5
April 6	at Liberty *.....	W, 2-1
April 9	CHARLOTTE.....	W, 3-2 (11)
April 10	WAKE FOREST.....	L, 6-4
April 13	COASTAL CAROLINA *.....	W, 15-2
April 13	COASTAL CAROLINA *.....	W, 6-5
April 14	COASTAL CAROLINA *.....	W, 13-5
April 16	at Wake Forest.....	L, 17-6
April 17	at Appalachian State.....	W, 10-4
April 21	at UNC Asheville *.....	W, 13-2
April 21	at UNC Asheville *.....	W, 7-5
April 22	at UNC Asheville *.....	W, 12-2
April 23	at Charlotte.....	L, 10-9
April 24	at North Carolina.....	L, 19-5
April 26	at Charleston Southern *.....	L, 8-5
April 27	at Charleston Southern *.....	L, 11-4
April 28	at Charleston Southern *.....	L, 5-2
May 8	MONTREAT.....	W, 6-2
May 11	WINTHROP *.....	L, 7-5

* Big South Game

1997

Record: 45-17

Big South Record: 18-3 (1st)

Big South Regular Season Champion

Big South Tournament Champion

NCAA Baton Rouge Regional

Head Coach: Mike Gaski

Feb. 9	at UNC Wilmington.....	W, 24-10
Feb. 9	at UNC Wilmington.....	W, 9-4
Feb. 12	NORTH CAROLINA A&T.....	W, 13-8
Feb. 16	APPALACHIAN STATE.....	W, 6-5
Feb. 18	DAVIDSON.....	W, 16-4
Feb. 19	at NC State.....	L, 9-2
Feb. 22	MARYLAND.....	W, 5-4
Feb. 22	MARYLAND.....	L, 5-4 (11)
Feb. 23	MARYLAND.....	W, 7-0
Feb. 25	VCU.....	W, 7-6
March 1	at Xavier.....	W, 10-8
March 2	at Jacksonville.....	W, 16-11
March 4	at Florida State.....	L, 11-7
March 5	at Florida State.....	L, 16-0
March 7	FAIRFIELD.....	W, 11-2
March 8	FAIRLEIGH DICKINSON.....	W, 4-3
March 9	FAIRFIELD.....	W, 5-3
March 11	BALL STATE.....	W, 11-10
March 13	BALL STATE.....	L, 7-4
March 15	OHIO.....	W, 8-6
March 15	CLEVELAND STATE.....	W, 17-6
March 20	RICHMOND.....	W, 9-4
March 22	UMBC *.....	W, 11-2
March 22	UMBC *.....	W, 2-1
March 23	UMBC *.....	W, 10-1
March 25	at Wofford.....	L, 2-1
March 26	WOFFORD.....	W, 5-0
March 29	at Radford *.....	W, 4-0
March 29	at Radford *.....	W, 7-6
March 30	at Radford *.....	W, 12-5
April 1	at Wake Forest.....	L, 7-6
April 3	at Richmond.....	L, 10-4
April 5	at Coastal Carolina *.....	W, 9-6
April 5	at Coastal Carolina *.....	W, 13-1
April 6	at Coastal Carolina *.....	W, 16-10
April 8	at Davidson.....	L, 8-6
April 10	at Wake Forest.....	W, 12-6

April 13	UNC ASHEVILLE *.....	W, 8-3
April 13	UNC ASHEVILLE *.....	W, 7-3
April 14	UNC ASHEVILLE *.....	W, 6-3
April 15	at Appalachian State.....	W, 7-6 (10)
April 16	at North Carolina A&T.....	W, 13-1
April 17	at VCU.....	W, 20-2
April 19	at Winthrop *.....	W, 5-4
April 19	at Winthrop *.....	W, 7-6
April 20	at Winthrop *.....	W, 10-8
April 22	at Furman.....	L, 13-2
April 25	CHARLESTON SOUTHERN *.....	L, 9-1
April 26	CHARLESTON SOUTHERN *.....	W, 7-2
April 26	CHARLESTON SOUTHERN *.....	W, 2-1
May 7	FURMAN.....	L, 6-5
May 9	LIBERTY *.....	W, 5-4 (10)
May 10	LIBERTY *.....	L, 20-6
May 10	LIBERTY *.....	W, 14-5
May 16	Liberty \$.....	L, 18-9
May 16	Winthrop \$.....	W, 4-3
May 17	Liberty \$.....	W, 2-1
May 18	Charleston Southern \$.....	W, 7-1
May 18	Charleston Southern \$.....	W, 14-5
May 22	at LSU %.....	L, 14-0
May 23	Houston %.....	W, 9-5
May 25	Long Beach State %.....	L, 14-4

* Big South Game

\$ Big South Tournament Game

% - NCAA Regional (Baton Rouge, La.)

1998

Record: 40-18

Southern Conference Record: 22-5 (1st)

SoCon Regular Season Champion

Head Coach: Mike Gaski

Feb. 14	MARYLAND.....	W, 5-2
Feb. 14	MARYLAND.....	W, 8-2
Feb. 15	MARYLAND.....	W, 7-6 (11)
Feb. 18	LIBERTY.....	L, 11-4
Feb. 20	Richmond #.....	L, 10-5
Feb. 21	James Madison #.....	L, 6-1
Feb. 22	at UNC Wilmington #.....	W, 15-13
Feb. 24	at East Carolina.....	W, 5-4
Feb. 25	at Richmond.....	L, 9-7
Feb. 27	at Mercer.....	W, 7-6 (11)
Feb. 28	at Mercer.....	L, 9-7
March 1	at Mercer.....	L, 3-0
March 3	at Florida State.....	L, 13-1
March 4	at Florida State.....	L, 13-4
March 7	FAIRLEIGH DICKINSON.....	W, 13-4
March 7	FAIRLEIGH DICKINSON.....	W, 13-11
March 10	NORTH CAROLINA A&T.....	W, 18-6
March 11	RICHMOND.....	W, 7-4
March 14	EAST TENNESSEE STATE *.....	W, 13-6
March 14	EAST TENNESSEE STATE *.....	W, 4-2
March 15	EAST TENNESSEE STATE *.....	W, 7-2
March 21	WOFFORD *.....	L, 20-4
March 22	WOFFORD *.....	W, 2-1
March 22	WOFFORD *.....	W, 6-1
March 25	at NC State.....	L, 5-3
March 25	at NC State.....	L, 4-1
March 26	TOWSON.....	W, 12-6
March 28	at The Citadel *.....	W, 4-0
March 28	at The Citadel *.....	W, 3-1
March 29	at The Citadel *.....	W, 5-3 (11)
April 1	at VMI *.....	W, 15-9
April 1	at VMI *.....	W, 9-2
April 2	at VMI *.....	W, 20-6
April 4	WESTERN CAROLINA *.....	L, 10-9
April 4	WESTERN CAROLINA *.....	W, 1-0
April 5	WESTERN CAROLINA *.....	W, 5-0
April 7	at Liberty.....	L, 3-2
April 8	at Wake Forest.....	W, 8-6
April 11	FURMAN *.....	W, 6-3
April 11	FURMAN *.....	W, 2-0
April 12	FURMAN *.....	L, 7-5
April 15	APPALACHIAN STATE *.....	W, 15-7
April 15	APPALACHIAN STATE *.....	W, 9-1
April 16	APPALACHIAN STATE *.....	W, 16-7
April 18	at Davidson *.....	W, 7-1
April 18	at Davidson *.....	L, 7-5

April 19	at Davidson *.....	W, 5-2
April 21	WAKE FOREST.....	W, 7-5
April 22	at North Carolina A&T.....	W, 5-2
April 25	at Georgia Southern *.....	W, 13-7
April 25	at Georgia Southern *.....	L, 4-3
April 26	at Georgia Southern *.....	W, 10-4
April 28	EAST CAROLINA.....	W, 1-0
April 30	vs. East Tennessee State \$.....	W, 10-3
May 1	vs. Furman \$.....	W, 14-2
May 2	vs. The Citadel \$.....	L, 9-0
May 3	vs. Western Carolina \$.....	W, 4-2
May 3	vs. The Citadel \$.....	L, 12-1

* Southern Conference Game

- Purina Challenge (Wilmington, N.C.)

\$ - SoCon Tournament (Charleston, S.C.)

1999

Record: 29-26

Southern Conference Record: 16-12 (5th)

Head Coach: Mike Gaski

Feb. 12	GEORGE WASHINGTON.....	L, 8-3
Feb. 13	GEORGE WASHINGTON.....	W, 8-5
Feb. 14	GEORGE WASHINGTON.....	W, 10-9
Feb. 17	at North Carolina A&T.....	W, 4-1
Feb. 20	MARYLAND.....	W, 6-5
Feb. 20	MARYLAND.....	W, 8-5
Feb. 21	MARYLAND.....	W, 7-4
Feb. 27	at Georgia.....	L, 10-5
Feb. 28	at Georgia.....	L, 11-7
March 2	at Florida.....	L, 10-4
March 3	at Florida.....	L, 16-7
March 6	DAVIDSON *.....	L, 14-9
March 6	DAVIDSON *.....	W, 13-2
March 7	DAVIDSON *.....	W, 7-4
March 10	at Wake Forest.....	L, 4-3
March 13	at Western Carolina.....	L, 5-4
March 16	VIRGINIA.....	W, 8-4
March 17	VIRGINIA.....	W, 11-8
March 20	at Appalachian State *.....	W, 6-5
March 20	at Appalachian State *.....	L, 7-4
March 21	at Appalachian State *.....	W, 13-3
March 23	at East Carolina.....	L, 6-1
March 27	GEORGIA SOUTHERN *.....	W, 12-5
March 27	GEORGIA SOUTHERN *.....	W, 9-6
March 28	GEORGIA SOUTHERN *.....	W, 12-6
March 30	at Charlotte.....	L, 6-4
March 31	NORTH CAROLINA A&T.....	W, 6-4
April 3	at Furman *.....	W, 4-2
April 3	at Furman *.....	L, 3-2
April 4	at Furman *.....	L, 2-0
April 6	ELON.....	W, 5-4
April 7	at Liberty.....	L, 10-3
April 10	at Wofford *.....	W, 17-12
April 11	at Wofford *.....	W, 5-4
April 11	at Wofford *.....	W, 17-4
April 14	WAKE FOREST.....	L, 6-4
April 17	THE CITADEL *.....	L, 16-3
April 17	THE CITADEL *.....	L, 10-6
April 18	THE CITADEL *.....	L, 12-5
April 20	at Duke.....	L, 12-5
April 21	EAST CAROLINA.....	L, 9-8
April 24	at East Tennessee State *.....	W, 13-9
April 24	at East Tennessee State *.....	L, 8-3
April 25	at East Tennessee State *.....	L, 21-12
April 27	NORTH CAROLINA A&T.....	W, 3-2
April 30	VMI *.....	W, 3-1
May 1	VMI *.....	L, 2-1
May 1	VMI *.....	W, 7-0
May 4	CHARLOTTE.....	W, 5-4 (10)
May 10	LIBERTY.....	W, 7-3
May 13	COLL. OF CHARLESTON *.....	W, 8-4
May 13	COLL. OF CHARLESTON *.....	L, 8-0
May 14	COLL. OF CHARLESTON *.....	W, 7-1
May 19	vs. East Tennessee State \$.....	L, 11-7
May 20	vs. Furman \$.....	L, 3-0

* SoCon Game

\$ - SoCon Tournament (Charleston, S.C.)

2000

Record: 34-24

Southern Conference Record: 20-9 (3rd)

Head Coach: Mike Gaski

Feb. 9	NORTH CAROLINA A&T.....	W, 6-3
Feb. 12	at UNC Wilmington.....	W, 15-12
Feb. 13	at UNC Wilmington.....	L, 13-4
Feb. 16	LIBERTY.....	L, 8-6
Feb. 19	HIGH POINT.....	W, 22-8
Feb. 20	HIGH POINT.....	L, 11-5
Feb. 23	ELON.....	W, 10-5
Feb. 26	at Georgia Tech.....	W, 10-6
Feb. 27	at Georgia Tech.....	L, 8-7
Feb. 29	at Florida.....	L, 9-2
March 1	at Florida.....	W, 12-4
March 3	WESTERN CAROLINA.....	W, 6-1
March 4	WESTERN CAROLINA.....	W, 6-0
March 5	WESTERN CAROLINA.....	W, 10-7
March 7	ALBANY.....	W, 10-5
March 9	ALBANY.....	W, 22-11
March 10	EAST TENNESSEE STATE *.....	W, 5-2
March 11	EAST TENNESSEE STATE *.....	L, 14-11
March 12	EAST TENNESSEE STATE *.....	W, 10-1
March 14	APPALACHIAN STATE *.....	W, 10-5
March 15	APPALACHIAN STATE *.....	W, 6-2
March 18	at Davidson *.....	W, 5-1
March 18	at Davidson *.....	W, 12-11
March 19	at Davidson *.....	W, 3-2 (11)
March 22	at Wake Forest.....	L, 14-0
March 24	at VMI *.....	W, 16-3
March 25	at VMI *.....	W, 21-10
March 26	at VMI *.....	L, 10-9
March 28	at Elon.....	W, 11-1
March 29	EAST CAROLINA.....	L, 4-3
April 3	at Liberty.....	L, 8-5
April 4	CHARLOTTE.....	W, 9-6
April 5	at East Carolina.....	W, 15-7
April 7	at The Citadel *.....	L, 5-2
April 8	at The Citadel *.....	L, 6-2
April 9	at The Citadel *.....	L, 8-3
April 11	WAKE FOREST.....	L, 2-0
April 12	NORTH CAROLINA A&T.....	W, 8-4
April 14	at College of Charleston *.....	W, 7-3
April 15	at College of Charleston *.....	W, 8-2
April 16	at College of Charleston *.....	L, 18-8
April 18	at NC State.....	L, 8-7 (10)
April 22	WOFFORD *.....	W, 4-0
April 22	WOFFORD *.....	W, 10-4
April 23	WOFFORD *.....	W, 9-0
April 26	at Virginia.....	L, 1-0
April 26	at Virginia.....	W, 15-5
April 28	FURMAN *.....	W, 4-2
April 29	FURMAN *.....	W, 12-6
April 30	FURMAN *.....	L, 17-4
May 2	at North Carolina.....	L, 4-3
May 6	UNC WILMINGTON.....	L, 9-6 (12)
May 11	at Georgia Southern *.....	L, 6-2
May 12	at Georgia Southern *.....	L, 6-5
May 13	at Georgia Southern *.....	W, 6-5 (10)
May 17	College of Charleston \$.....	L, 7-3
May 18	Davidson \$.....	W, 3-2
May 19	Furman \$.....	L, 7-3

* SoCon Game

\$ - SoCon Tournament (Charleston, S.C.)

2001

Record: 31-28

Southern Conference Record: 17-12 (5th)

Head Coach: Mike Gaski

Feb. 7	at North Carolina A&T.....	W, 16-6
Feb. 10	at UNC Wilmington.....	L, 10-5
Feb. 11	at UNC Wilmington.....	L, 6-2
Feb. 16	CONNECTICUT.....	W, 2-0
Feb. 17	CONNECTICUT.....	W, 10-1
Feb. 18	CONNECTICUT.....	W, 9-8
Feb. 20	at High Point.....	L, 8-5
Feb. 24	OHIO.....	W, 4-1

2018 UNCG BASEBALL

Feb. 27	at Elon	W, 6-1
Feb. 28	at College of Charleston	L, 14-1
March 2	DAVIDSON *	W, 8-5
March 2	DAVIDSON *	W, 8-0
March 4	DAVIDSON *	L, 6-4
March 7	at Liberty	L, 4-0
March 9	VMI *	W, 10-6
March 10	VMI *	W, 13-4
March 11	VMI *	W, 14-9
March 13	VIRGINIA	L, 6-3
March 14	VIRGINIA	L, 12-2
March 16	at Western Carolina *	L, 10-1
March 17	at Western Carolina *	W, 22-5
March 18	at Western Carolina *	L, 11-9
March 24	at Appalachian State *	L, 8-6
March 24	at Appalachian State *	L, 10-4
March 25	at Appalachian State *	W, 7-4
March 27	at East Carolina	W, 9-5
March 30	COLL. OF CHARLESTON *	W, 2-1
April 1	COLL. OF CHARLESTON *	W, 4-3
April 3	NORTH CAROLINA A&T	W, 10-5
April 4	at Wake Forest	L, 11-9
April 6	at NC State	L, 4-2
April 7	NC STATE	L, 11-6
April 8	HIGH POINT	L, 13-3
April 10	NORTH CAROLINA	W, 10-9
April 13	at Furman *	W, 10-5
April 14	at Furman *	W, 11-6
April 15	at Furman *	L, 9-8
April 17	WAKE FOREST	L, 5-4
April 21	at Wofford *	L, 5-4
April 22	at Wofford *	W, 12-5
April 22	at Wofford *	W, 8-6 (10)
April 24	ELON	L, 6-0
April 25	at North Carolina	L, 10-3
April 27	GEORGIA SOUTHERN *	L, 5-3
April 28	GEORGIA SOUTHERN *	L, 9-3
April 29	GEORGIA SOUTHERN *	W, 8-6
May 1	NORTH CAROLINA A&T	W, 6-3
May 4	THE CITADEL *	L, 6-5 (12)
May 5	THE CITADEL *	W, 4-3
May 6	THE CITADEL *	L, 8-4
May 10	at East Tennessee State *	W, 8-5
May 11	at East Tennessee State *	W, 11-0
May 12	at East Tennessee State *	L, 9-8
May 16	Western Carolina \$	W, 7-5
May 17	Georgia Southern \$	L, 10-7
May 18	East Tennessee State \$	W, 9-6
May 19	Appalachian State \$	W, 2-1
May 19	Georgia Southern \$	W, 4-0
May 19	The Citadel \$	L, 5-3

* SoCon Game
\$ - SoCon Tournament (Charleston, S.C.)

2002

Record: 33-22

Southern Conference Record: 17-11 (5th)

Head Coach: Mike Gaski

Feb. 12	at North Carolina A&T	W, 4-2
Feb. 15	GEORGE WASHINGTON	W, 7-2
Feb. 16	GEORGE WASHINGTON	W, 12-10
Feb. 17	GEORGE WASHINGTON	L, 5-2
Feb. 20	LIBERTY	L, 10-2
Feb. 23	OHIO	W, 9-0
Feb. 24	OHIO	W, 16-2
Feb. 26	ALBANY	W, 10-9
March 4	UNC WILMINGTON	W, 3-2
March 5	at Elon	L, 7-3
March 8	WESTERN CAROLINA *	L, 2-0
March 9	WESTERN CAROLINA *	W, 13-11
March 10	WESTERN CAROLINA *	W, 11-8
March 13	JAMES MADISON	L, 6-0
March 15	EAST TENNESSEE STATE *	L, 9-8
March 16	EAST TENNESSEE STATE *	W, 14-8
March 17	EAST TENNESSEE STATE *	W, 9-1
March 19	at Charlotte	L, 14-3
March 23	at Davidson *	W, 8-7
March 23	at Davidson *	L, 16-6
March 24	at Davidson *	L, 8-7
March 26	NC STATE	L, 13-5

March 28	BROWN	W, 8-7
March 29	at VMI *	W, 5-1
March 30	at VMI *	W, 6-1
April 2	WAKE FOREST	L, 6-3
April 3	NORTH CAROLINA A&T	L, 11-8
April 6	WOFFORD *	W, 14-12
April 6	WOFFORD *	W, 9-3
April 7	WOFFORD *	W, 16-8
April 9	EASTERN KENTUCKY	W, 11-4
April 10	EASTERN KENTUCKY	W, 10-5
April 12	at The Citadel *	W, 5-0
April 13	at The Citadel *	L, 4-1
April 14	at The Citadel *	L, 4-1
April 16	CHARLOTTE	W, 13-12
April 17	HIGH POINT	W, 14-8
April 20	at Virginia	W, 12-5
April 26	at College of Charleston *	L, 9-3
April 27	at College of Charleston *	W, 12-0
April 28	at College of Charleston *	L, 16-4
April 30	at Wake Forest	L, 13-3
May 3	APPALACHIAN STATE *	W, 8-0
May 4	APPALACHIAN STATE *	W, 2-0
May 5	APPALACHIAN STATE *	L, 6-1
May 7	ELON	W, 4-3
May 10	FURMAN *	W, 7-1
May 11	FURMAN *	W, 6-4
May 12	FURMAN *	L, 7-2
May 16	at Georgia Southern *	L, 12-6
May 17	at Georgia Southern *	W, 9-3
May 22	Georgia Southern \$	L, 4-2
May 23	East Tennessee State \$	W, 3-0
May 24	Western Carolina \$	W, 6-4
May 24	Furman \$	L, 9-7

* SoCon Game
\$ - SoCon Tournament (Charleston, S.C.)

2003

Record: 39-21

Southern Conference Record: 17-13 (3rd)

Head Coach: Mike Gaski

Feb. 12	at North Carolina A&T	W, 24-3
Feb. 14	DREXEL	W, 16-0
Feb. 14	DREXEL	W, 22-4
Feb. 15	DREXEL	W, 4-4
Feb. 19	at High Point	W, 13-5
Feb. 21	OHIO	W, 12-2
Feb. 23	OHIO	W, 10-4
Feb. 23	OHIO	W, 4-2
March 1	LEMOYNE	W, 5-4
March 2	LEMOYNE	W, 5-4
March 3	LEMOYNE	W, 5-4
March 5	ALBANY	W, 6-5
March 7	EAST TENNESSEE STATE *	L, 8-1
March 8	EAST TENNESSEE STATE *	W, 5-1
March 9	EAST TENNESSEE STATE *	W, 6-2
March 11	at Virginia	L, 12-5
March 12	at Virginia	L, 14-6
March 14	at Furman *	W, 14-4
March 15	at Furman *	L, 2-1
March 16	at Furman *	W, 6-5
March 18	CORNELL	W, 5-1
March 21	GEORGIA SOUTHERN *	W, 10-3
March 22	GEORGIA SOUTHERN *	L, 15-4
March 23	GEORGIA SOUTHERN *	W, 5-1
March 26	at Wake Forest	L, 9-6
March 28	EASTERN KENTUCKY	W, 3-1
March 29	EASTERN KENTUCKY	W, 10-4
April 2	at NC State	L, 3-2
April 4	at VMI *	L, 11-4
April 5	at VMI *	W, 8-3
April 6	at VMI *	L, 7-5
April 12	WESTERN CAROLINA *	W, 5-4
April 12	WESTERN CAROLINA *	W, 6-1
April 13	WESTERN CAROLINA *	W, 14-2
April 16	HIGH POINT	W, 14-2
April 19	at Wofford *	W, 7-6
April 19	at Wofford *	L, 4-3
April 20	at Wofford *	W, 4-3
April 21	ELON	W, 6-3
April 23	NORTH CAROLINA A&T	W, 26-1

April 25	APPALACHIAN STATE	W, 14-7
April 26	APPALACHIAN STATE	W, 17-8
April 27	APPALACHIAN STATE	L, 4-3
April 29	WAKE FOREST	L, 5-2
April 30	UNC ASHEVILLE	W, 8-1
May 2	at College of Charleston *	L, 7-2
May 3	at College of Charleston *	W, 1-0
May 4	at College of Charleston *	L, 5-3
May 9	THE CITADEL *	W, 12-9
May 10	THE CITADEL *	L, 9-4
May 11	THE CITADEL *	L, 11-6
May 15	at Davidson *	L, 5-0
May 16	at Davidson *	W, 10-2
May 17	at Davidson *	L, 7-6
May 21	Furman \$	L, 3-2
May 22	Davidson \$	W, 7-3
May 23	College of Charleston \$	W, 4-3
May 24	VMI \$	W, 10-1
May 25	Georgia Southern \$	L, 4-1

* SoCon Game
\$ - SoCon Tournament (Charleston, S.C.)

2004

Record: 33-21-1

Southern Conference Record: 17-13 (3rd)

Head Coach: Mike Gaski

Feb. 20	FORDHAM	W, 9-3
Feb. 22	FORDHAM	W, 2-1
Feb. 25	at High Point	W, 9-4
Feb. 28	LEMOYNE	W, 7-1
Feb. 29	LEMOYNE	W, 16-2
March 1	LEMOYNE	W, 9-3
March 2	at UNC Wilmington	L, 1-0 (13)
March 5	OHIO	W, 7-3
March 6	OHIO	W, 12-6
March 7	OHIO	W, 8-7
March 10	VIRGINIA	L, 9-1
March 12	DAVIDSON *	W, 6-5
March 13	DAVIDSON *	W, 11-8
March 14	DAVIDSON *	L, 3-2
March 16	UNC ASHEVILLE	W, 5-3
March 19	at East Tennessee State *	W, 7-4
March 20	at East Tennessee State *	L, 18-6
March 21	at East Tennessee State *	W, 6-5
March 23	WILLIAM AND MARY	W, 2-1
March 24	at Wake Forest	W, 3-0
March 26	FURMAN *	W, 5-3
March 27	FURMAN *	W, 4-2
March 28	FURMAN *	L, 8-1
March 31	HARVARD	T, 4-4
April 2	at Georgia Southern *	L, 8-2
April 3	at Georgia Southern *	L, 6-4
April 4	at Georgia Southern *	W, 6-5
April 7	WAKE FOREST	W, 12-4
April 14	NORTH CAROLINA A&T	W, 7-0
April 16	ELON *	W, 9-6
April 17	ELON *	L, 10-7
April 18	ELON *	L, 13-7
April 21	NORTH CAROLINA	L, 10-3
April 23	at Western Carolina *	W, 9-7
April 24	at Western Carolina *	W, 7-0
April 25	at Western Carolina *	W, 8-0
April 27	HIGH POINT	W, 11-10
April 28	NC STATE	L, 9-4
May 1	WOFFORD *	W, 10-1
May 1	WOFFORD *	L, 3-2
May 2	WOFFORD *	W, 10-3
May 5	NORTH CAROLINA	L, 10-5
May 8	at Appalachian State *	L, 2-1
May 8	at Appalachian State *	W, 9-6
May 9	at Appalachian State *	W, 8-7
May 12	UNC WILMINGTON	W, 8-3
May 14	COLL. OF CHARLESTON *	W, 5-4
May 15	COLL. OF CHARLESTON *	L, 3-2
May 16	COLL. OF CHARLESTON *	L, 5-4
May 20	at The Citadel *	L, 7-3
May 21	at The Citadel *	L, 6-1
May 22	at The Citadel *	L, 7-3
May 26	Elon \$	L, 12-3
May 27	College of Charleston \$	L, 5-4

* SoCon Game
\$ - SoCon Tournament (Charleston, S.C.)

2005

Record: 31-22

Southern Conference Record: 17-13 (5th)

Head Coach: Mike Gaski

Feb. 18	DELAWARE	W, 5-1
Feb. 19	DELAWARE	W, 6-5
Feb. 20	DELAWARE	W, 4-3
Feb. 22	at North Carolina A&T	W, 10-5
Feb. 25	George Mason #	L, 9-5
Feb. 26	James Madison #	W, 8-3
Feb. 27	at UNC Wilmington #	L, 9-3
March 1	at NC State	L, 11-1
March 4	OHIO	W, 11-1
March 5	OHIO	L, 7-3
March 6	OHIO	W, 8-6
March 8	NC STATE	L, 11-6
March 9	WILLIAM AND MARY	W, 6-5
March 11	THE CITADEL *	W, 2-1
March 12	THE CITADEL *	W, 14-6
March 13	THE CITADEL *	W, 4-3
March 18	at Davidson *	L, 2-1
March 19	at Davidson *	W, 3-2
March 20	at Davidson *	W, 7-5
March 22	ALBANY	W, 4-1
March 25	ETSU *	W, 6-2
March 26	ETSU *	L, 16-8
March 27	ETSU *	L, 1-0
April 2	at Furman *	L, 5-3
April 3	at Furman *	W, 5-2
April 4	at Furman *	W, 11-2
April 5	at High Point	W, 3-1
April 9	GEORGIA SOUTHERN *	L, 6-4
April 9	GEORGIA SOUTHERN *	W, 8-6
April 10	GEORGIA SOUTHERN *	W, 4-3
April 16	at Liberty	L, 3-0
April 17	LIBERTY	W, 7-3
April 19	NORTH CAROLINA A&T	W, 10-6
April 20	UNC ASHEVILLE	W, 9-4
April 23	at Elon *	L, 9-2
April 23	at Elon *	L, 12-5
April 24	at Elon *	L, 8-4
April 27	WAKE FOREST	L, 4-2
April 29	WESTERN CAROLINA *	L, 3-1
April 30	WESTERN CAROLINA *	L, 8-7
May 1	WESTERN CAROLINA *	W, 6-5
May 6	at Wofford *	W, 14-0
May 7	at Wofford *	W, 9-5
May 8	at Wofford *	W, 6-5
May 11	HIGH POINT	W, 6-5
May 13	APPALACHIAN STATE *	W, 6-3
May 14	APPALACHIAN STATE *	W, 6-3
May 15	APPALACHIAN STATE *	W, 11-4
May 19	at College of Charleston *	L, 9-1
May 21	at College of Charleston *	L, 7-2
May 21	at College of Charleston *	L, 8-0
May 25	Elon \$	L, 12-6
May 26	College of Charleston \$	L, 8-2

* SoCon Game
- Hughes Bros. Challenge (Wilmington, N.C.)
\$ - SoCon Tournament (Charleston, S.C.)

2006

Record: 26-33

Southern Conference Record: 17-11 (5th)

Head Coach: Mike Gaski

Feb. 17	at Georgia	L, 7-6
Feb. 18	at Georgia	L, 9-8
Feb. 19</			

2018 UNCG BASEBALL

March 4	Western Michigan #	L, 7-3
March 5	Bethune-Cookman #	W, 3-1
March 7	at Florida	L, 2-1
March 8	at Florida	L, 3-1
March 10	KENT STATE	W, 6-1
March 11	KENT STATE	L, 9-6
March 12	KENT STATE	L, 11-5
March 15	at NC State	L, 24-3
March 17	ALBANY	W, 10-5
March 18	ALBANY	L, 8-3
March 19	ALBANY	W, 7-4
March 21	PRINCETON	W, 3-2
March 22	PRINCETON	W, 5-2
March 24	COLL. OF CHARLESTON *	W, 3-2
March 25	COLL. OF CHARLESTON *	L, 5-0
March 26	COLL. OF CHARLESTON *	L, 3-0
March 29	NORTH CAROLINA A&T %	W, 4-3
March 31	at The Citadel *	L, 7-2
April 1	at The Citadel *	W, 3-2
April 2	at The Citadel *	L, 9-3
April 5	UNC ASHEVILLE	W, 2-0
April 7	at Appalachian State *	W, 20-10
April 8	at Appalachian State *	L, 11-8
April 9	at Appalachian State *	W, 7-4
April 11	HIGH POINT	L, 6-0
April 12	at Wake Forest	L, 17-2
April 14	DAVIDSON *	W, 5-3
April 15	DAVIDSON *	W, 12-7
April 16	DAVIDSON *	L, 9-6
April 18	NORTH CAROLINA	W, 7-6
April 21	at Georgia Southern *	L, 4-0
April 22	at Georgia Southern *	L, 12-5
April 23	at Georgia Southern *	L, 9-8
April 28	FURMAN *	L, 5-4
April 29	FURMAN *	W, 2-1
April 30	FURMAN *	W, 10-9
May 5	at Western Carolina *	L, 8-3
May 6	at Western Carolina *	L, 5-2
May 7	at Western Carolina *	W, 10-6
May 12	WOFFORD *	W, 3-2
May 13	WOFFORD *	W, 8-7
May 13	WOFFORD *	W, 8-3
May 16	at North Carolina	L, 7-0
May 18	ELON *	L, 7-4
May 19	ELON *	W, 5-3
May 20	ELON *	L, 11-6
May 23	Wofford \$	W, 6-5
May 24	College of Charleston \$	L, 13-5
May 25	Furman \$	W, 5-4
May 26	The Citadel \$	L, 10-3

* SoCon Game
 ! - Aggie Baseball Classic (College Station, Texas)
 # - at Harmon Stadium (Jacksonville, Fla.)
 % - at First Horizon Park (Greensboro, N.C.)
 \$ - SoCon Tournament (Charleston, S.C.)

2007

Record: 30-30
 Southern Conference Record: 13-14 (7th)
 Head Coach: Mike Gaski

Feb. 16	at Auburn	L, 9-2
Feb. 17	at Auburn	L, 4-2
Feb. 18	at Auburn	L, 4-1
Feb. 23	MARIST	W, 5-3
Feb. 24	MARIST	W, 8-3
Feb. 24	MARIST	W, 11-6
Feb. 28	at High Point	L, 12-9
March 2	ARMY	W, 2-1
March 3	ARMY	W, 13-5
March 4	ARMY	W, 9-1
March 6	NC STATE	W, 10-8
March 9	Western Michigan #	L, 5-1
March 10	at Jacksonville #	W, 10-7
March 11	at North Florida	L, 3-2
March 14	at North Carolina	L, 6-2
March 17	PRINCETON	W, 12-10
March 18	PRINCETON	W, 2-1
March 19	PRINCETON	L, 7-4
March 20	CORNELL	W, 13-12

March 21	CORNELL	W, 7-2
March 23	at Davidson *	L, 6-1
March 24	at Davidson *	W, 14-2
March 25	at Davidson *	L, 5-4
March 27	HIGH POINT	L, 8-2
March 28	at NC State	L, 6-0
March 30	GEORGIA SOUTHERN *	W, 2-0
March 31	GEORGIA SOUTHERN *	W, 7-6
April 1	GEORGIA SOUTHERN *	L, 9-2
April 3	North Carolina A&T %	W, 12-6
April 6	at Furman *	W, 11-3
April 7	at Furman *	L, 7-3
April 7	at Furman *	W, 9-4
April 10	at Wake Forest	L, 14-3
April 13	WESTERN CAROLINA *	L, 5-2
April 14	WESTERN CAROLINA *	L, 11-1
April 15	WESTERN CAROLINA *	W, 9-4
April 17	at Duke	W, 6-0
April 20	at Wofford *	W, 8-1
April 21	at Wofford *	W, 9-8
April 22	at Wofford *	L, 9-8
April 25	NORTH CAROLINA A&T	W, 17-10
April 27	at Elon *	W, 12-3
April 28	at Elon *	L, 7-5
April 29	at Elon *	L, 9-2
May 2	WAKE FOREST	L, 6-5
May 4	THE CITADEL *	W, 6-3
May 5	THE CITADEL *	W, 8-7
May 6	THE CITADEL *	L, 10-3
May 9	DUKE	L, 5-4
May 11	at College of Charleston *	L, 6-2
May 12	at College of Charleston *	W, 5-3
May 13	at College of Charleston *	W, 10-5
May 16	UNC ASHEVILLE	L, 12-9
May 17	APPALACHIAN STATE *	W, 8-0
May 18	APPALACHIAN STATE *	L, 10-8
May 19	APPALACHIAN STATE *	L, 19-7
May 23	Appalachian State \$	W, 9-3
May 24	Wofford \$	L, 12-5
May 25	Georgia Southern \$	W, 8-6
May 26	Elon \$	L, 11-9

* SoCon Game
 # - at Harmon Stadium (Jacksonville, Fla.)
 % - at First Horizon Park (Greensboro, N.C.)
 \$ - SoCon Tournament (Charleston, S.C.)

2008

Record: 33-27
 Southern Conference Record: 15-12 (5th)
 Head Coach: Mike Gaski

Feb. 23	KENT STATE	W, 12-3
Feb. 23	KENT STATE	L, 7-5
Feb. 24	KENT STATE	W, 4-3
Feb. 29	CONNECTICUT	W, 18-1
March 1	CONNECTICUT	W, 15-6
March 2	CONNECTICUT	W, 1-0
March 5	at Wake Forest	L, 13-6
March 6	VALPARAISO	W, 11-4
March 8	OHIO	L, 13-10
March 8	OHIO	W, 14-9
March 9	OHIO	W, 3-2
March 11	at Clemson	L, 11-10
March 12	at Clemson	L, 6-5
March 15	PRINCETON	W, 7-2
March 16	PRINCETON	W, 10-5
March 17	PRINCETON	W, 13-2
March 19	at High Point	W, 6-5
March 21	at Appalachian State *	W, 9-3
March 22	at Appalachian State *	W, 12-8
March 23	at Appalachian State *	W, 17-11
March 25	ALBANY	W, 9-7
March 26	ALBANY	W, 12-4
March 28	at Western Carolina *	L, 17-2
March 29	at Western Carolina *	W, 7-3
March 30	at Western Carolina *	L, 9-5
April 1	at North Carolina	L, 4-1
April 2	NORTH CAROLINA A&T %	L, 10-7
April 4	FURMAN *	L, 5-2
April 6	FURMAN *	W, 5-3
April 6	FURMAN *	L, 5-4

April 9	at Duke	L, 10-0
April 11	WOFFORD *	W, 3-2
April 12	WOFFORD *	W, 16-9
April 13	WOFFORD *	W, 9-6
April 15	NORTH CAROLINA	L, 14-3
April 18	at The Citadel *	W, 3-1
April 19	at The Citadel *	W, 9-3
April 20	at The Citadel *	L, 8-7
April 22	DUKE	L, 10-3
April 23	NC STATE	W, 8-7
April 25	ELON *	W, 10-9
April 26	ELON *	L, 5-4
April 27	ELON *	L, 4-3
April 27	WAKE FOREST	L, 11-6
April 29	UNC ASHEVILLE	L, 7-3
May 2	COLL. OF CHARLESTON *	W, 6-3
May 3	COLL. OF CHARLESTON *	W, 12-9
May 4	COLL. OF CHARLESTON *	W, 18-17
May 6	HIGH POINT	W, 4-3
May 7	NORTH CAROLINA A&T	L, 5-3
May 9	at Georgia Southern *	L, 14-2
May 10	at Georgia Southern *	L, 20-6
May 10	at Georgia Southern *	L, 10-9
May 14	DAVIDSON *	L, 9-5
May 15	DAVIDSON *	W, 9-1
May 16	DAVIDSON *	L, 6-2
May 21	Georgia Southern \$	L, 21-9
May 22	Wofford \$	W, 14-5
May 23	Georgia Southern	W, 12-9
May 24	Elon \$	L, 12-4

* SoCon Game
 % - at NewBridge Bank Park (Greensboro, N.C.)
 \$ - SoCon Tournament (Charleston, S.C.)

2009

Record: 4-29 *
 Southern Conference Record: 3-21 (10th) *
 Head Coach: Mike Gaski

Feb. 20	KENT STATE	L, 18-2
Feb. 21	KENT STATE	L, 9-6 (11)
Feb. 22	KENT STATE	L, 19-6
Feb. 25	at Campbell	L, 17-3
Feb. 27	PRINCETON	W, 6-5*
March 4	at Duke	L, 11-3
March 6	at College of Charleston *	L, 8-0
March 7	at College of Charleston *	L, 11-4
March 8	at College of Charleston *	L, 7-1
March 11	OLD DOMINION	W, 4-1
March 15	GEORGIA SOUTHERN *	L, 11-6
March 17	LAFAYETTE	W, 15-8*
March 18	LAFAYETTE	W, 8-5*
March 20	ALBANY	W, 4-3*
March 21	ALBANY	W, 7-3*
March 22	ALBANY	W, 10-6*
March 24	at NC State	L, 4-3
March 28	SAMFORD *	L, 13-1
March 28	SAMFORD *	L, 9-7
March 29	SAMFORD *	L, 15-3
March 31	NORTH CAROLINA A&T %	W, 13-4*
April 1	at Wake Forest	L, 4-3
April 3	at Elon *	L, 2-1
April 4	at Elon *	L, 12-2
April 5	at Elon *	L, 15-9
April 8	DUKE	W, 13-4*
April 9	at Wofford *	W, 10-6*
April 10	at Wofford *	L, 13-8
April 11	at Wofford *	W, 7-6*
April 15	WAKE FOREST	W, 10-4*
April 17	THE CITADEL *	L, 10-4
April 18	THE CITADEL *	W, 8-3*
April 19	THE CITADEL *	W, 12-4*
April 21	NC STATE	W, 5-3*
April 24	at Davidson *	L, 5-4
April 25	at Davidson *	L, 4-2
April 26	at Davidson *	L, 5-4
April 28	NORTH CAROLINA A&T	L, 7-6
April 29	at High Point	W, 9-7 (12)*
May 1	WESTERN CAROLINA *	L, 10-3
May 2	WESTERN CAROLINA *	L, 9-4
May 3	WESTERN CAROLINA *	L, 9-4

May 8	APPALACHIAN STATE *	W, 3-1
May 9	APPALACHIAN STATE *	L, 19-4
May 10	APPALACHIAN STATE *	L, 9-8 (10)
May 13	UNC ASHEVILLE	W, 7-6*
May 14	at Furman *	L, 3-2 (11)
May 15	at Furman *	W, 14-4
May 16	at Furman *	W, 6-5

* SoCon Game
 % - at NewBridge Bank Park (Greensboro, N.C.)

2010

Record: 1-33 *
 Southern Conference Record: 1-23 (10th) *
 Head Coach: Mike Gaski

Feb. 19	CLEVELAND STATE	W, 8-4*
Feb. 20	CLEVELAND STATE	L, 9-6 (11)
Feb. 21	CLEVELAND STATE	W, 10-9*
Feb. 23	at North Carolina	L, 12-2
Feb. 26	ALBANY	W, 8-4*
Feb. 27	ALBANY	W, 11-5*
Feb. 28	ALBANY	W, 13-1*
March 5	ARMY	L, 6-3
March 6	ARMY	L, 9-6
March 7	ARMY	W, 10-5*
March 9	EASTERN KENTUCKY	L, 9-6
March 13	PRINCETON	W, 3-2*
March 14	PRINCETON	W, 4-3*
March 15	PRINCETON	L, 8-7 (12)
March 17	HARVARD	W, 4-3 (10)*
March 18	HARVARD	W, 12-7*
March 19	COLL. OF CHARLESTON *	L, 14-10
March 20	COLL. OF CHARLESTON *	L, 9-2
March 21	COLL. OF CHARLESTON *	L, 6-5
March 24	NORTH CAROLINA	L, 4-3
March 26	at Georgia Southern *	L, 6-4
March 27	at Georgia Southern *	L, 8-3
March 28	at Georgia Southern *	L, 12-0
March 30	DAVIDSON *	W, 6-5
March 31	NORTH CAROLINA A&T #	W, 12-5*
April 2	ELON *	L, 17-10
April 3	ELON *	L, 12-1
April 4	ELON *	L, 19-5
April 7	DAVIDSON *	W, 7-1*
April 9	at Samford *	L, 9-5
April 10	at Samford *	L, 7-6
April 11	at Samford *	L, 8-4
April 14	at Duke	L, 1-0
April 16	at Appalachian State *	L, 12-1
April 17	at Appalachian State *	L, 6-5
April 18	at Appalachian State *	W, 9-3*
April 21	at Wake Forest	W, 13-7*
April 23	WOFFORD *	W, 7-5*
April 24	WOFFORD *	L, 17-9
April 25	WOFFORD *	L, 10-3
April 28	DAVIDSON *	W, 12-5*
April 30	at Western Carolina *	L, 11-10
May 1	at Western Carolina *	W, 5-3*
May 2	at Western Carolina *	W, 14-2*
May 4	NORTH FLORIDA	L, 10-9
May 5	NORTH FLORIDA	L, 12-5
May 12	WAKE FOREST	L, 22-9
May 14	at The Citadel *	L, 8-2
May 15	at The Citadel *	L, 5-0
May 16	at The Citadel *	W, 12-11*
May 20	FURMAN *	L, 4-3
May 21	FURMAN *	L, 11-6
May 22	FURMAN *	L, 11-6

* SoCon Game
 # at NewBridge Bank Park (Greensboro, N.C.)

2011

Record: 0-20 *
 Southern Conference Record: 0-8 (2nd) *
 Head Coach: Mike Gaski

Wins/records vacated due to a ruling by the NCAA Committee on Infractions

2018 UNCG BASEBALL

Feb. 20	DELAWAREL, 3-1
Feb. 22	UNC ASHEVILLEL, 3-0
Feb. 25	CLEVELAND STATEW, 5-4*
Feb. 26	CLEVELAND STATEL, 4-3
Feb. 27	CLEVELAND STATEW, 10-3*
March 1	at Wake ForestL, 11-1
March 4	ALBANYW, 6-5*
March 5	ALBANYW, 9-3*
March 5	ALBANYL, 8-6
March 8	SAINT JOHN'SW, 9-7*
March 11	WESTERN CAROLINA *W, 5-4*
March 12	WESTERN CAROLINA *W, 11-4*
March 13	WESTERN CAROLINA *W, 9-6*
March 16	PRINCETONW, 1-0*
March 18	APPALACHIAN STATE *W, 5-3*
March 19	APPALACHIAN STATE *L, 4-2
March 20	APPALACHIAN STATE *W, 5-3*
March 25	at Furman *L, 7-4
March 26	at Furman *L, 6-5
March 27	at Furman *W, 11-4*
March 29	NC STATEL, 9-1
April 1	ELON *L, 1-0
April 2	ELON *W, 13-9*
April 3	ELON *W, 6-5*
April 6	DUKEL, 8-6
April 8	at Davidson *W, 8-5*
April 9	at Davidson *L, 14-3
April 10	at Davidson *L, 5-2
April 12	WAKE FORESTL, 10-6
April 15	JAMES MADISONL, 12-8
April 16	JAMES MADISONW, 4-3*
April 17	JAMES MADISONL, 17-7
April 19	at DukeW, 5-4*
April 22	at Samford *L, 7-5
April 22	at Samford *W, 4-1 (10)*
April 23	at Samford *W, 5-3*
April 27	HIGH POINTW, 10-3*
April 29	GEORGIA SOUTHERN *W, 3-2*
April 30	GEORGIA SOUTHERN *W, 7-6*
May 1	GEORGIA SOUTHERN *W, 8-3*
May 6	at College of Charleston *W, 5-4*
May 7	at College of Charleston *L, 6-5
May 8	at College of Charleston *W, 9-6*
May 10	at High PointW, 12-4*
May 13	THE CITADEL *W, 5-1*
May 14	THE CITADEL *W, 5-1*
May 15	THE CITADEL *W, 12-11*
May 20	at Wofford *W, 3-0*
May 21	at Wofford *W, 5-0*
May 22	at Wofford *W, 15-0*
May 25	vs. Furman \$L, 12-6
May 26	vs. Appalachian State \$L, 6-4

* SoCon Game
\$ SoCon Tournament (Charleston, S.C.)

2012

Record: 25-27
Southern Conference Record: 10-20 (9th)
Head Coach: Mike Gaski

Feb. 17	DELAWARE STATEW, 13-0
Feb. 18	DELAWARE STATEW, 5-4
Feb. 18	DELAWARE STATEW, 13-1
Feb. 21	UNC ASHEVILLEW, 13-5
Feb. 24	PENN STATEW, 10-7
Feb. 25	PENN STATEW, 8-3
Feb. 26	PENN STATEW, 6-0
March 2	RADFORDL, 7-3
March 3	RADFORDW, 7-4
March 4	RADFORDL, 7-3
March 6	EASTERN KENTUCKYW, 7-5
March 7	EASTERN KENTUCKYL, 6-5 (10)
March 9	SAMFORD *W, 4-3
March 10	SAMFORD *L, 8-2
March 11	SAMFORD *L, 10-1
March 13	NORTH CAROLINAL, 5-1
March 16	at Georgia Southern *L, 8-3
March 17	at Georgia Southern *W, 12-9
March 18	at Georgia Southern *L, 6-5
March 21	PRINCETONW, 6-3
March 24	at Western Carolina *L, 6-5 (11)

March 25	at Western Carolina *W, 5-1
March 28	North Carolina A&T %W, 7-4
March 30	FURMAN *L, 11-3
March 31	FURMAN *L, 9-8
April 1	FURMAN *W, 9-4
April 6	PRESBYTERIANW, 7-6 (10)
April 6	PRESBYTERIANL, 5-2
April 7	PRESBYTERIANW, 4-1
April 10	at DukeW, 4-3
April 13	at The Citadel *L, 3-0
April 14	at The Citadel *L, 4-4
April 15	at The Citadel *L, 8-7
April 17	WAKE FORESTL, 10-2
April 20	DAVIDSON *L, 7-5
April 21	DAVIDSON *W, 4-2
April 21	DAVIDSON *W, 8-6
April 24	at North CarolinaW, 8-4
April 27	at Elon *L, 6-4
April 28	at Elon *L, 10-2
April 29	at Elon *L, 3-1 (10)
May 4	at Appalachian State *L, 8-7
May 5	at Appalachian State *L, 5-4
May 6	at Appalachian State *W, 10-8
May 11	WOFFORD *L, 7-4
May 12	WOFFORD *W, 10-5
May 13	WOFFORD *W, 8-7
May 15	at NC StateL, 7-0
May 17	COLL. OF CHARLESTON *L, 11-6
May 18	COLL. OF CHARLESTON *W, 10-8
May 19	COLL. OF CHARLESTON *L, 10-4

* SoCon Game
% - at NewBridge Bank Park (Greensboro, N.C.)

2013

Record: 24-31
Southern Conference Record: 11-19 (10th)
Head Coach: Link Jarrett

Feb. 15	ARMYW, 7-4
Feb. 17	ARMYW, 8-5
Feb. 20	UNC ASHEVILLEW, 10-9
Feb. 23	DAYTONW, 8-2
Feb. 24	DAYTONL, 3-2
Feb. 24	DAYTONL, 9-8
March 1	ALBANYL, 8-5
March 2	ALBANYW, 9-0
March 3	ALBANYW, 9-8 (10)
March 5	at East CarolinaL, 11-9
March 8	MARISTL, 7-3
March 9	MARISTW, 9-4
March 10	MARISTW, 6-5
March 12	LEHIGHL, 9-8
March 13	RHODE ISLANDL, 18-8
March 15	ELON *L, 14-8
March 16	ELON *L, 6-3
March 17	ELON *L, 8-4
March 19	at NC StateW, 8-5 (11)
March 20	PRINCETONW, 9-7
March 22	at Wofford *W, 10-9
March 23	at Wofford *L, 4-1
March 24	at Wofford *L, 3-2
March 26	vs. North Carolina A&T %W, 10-4
March 28	GEORGIA SOUTHERNL, 8-4
March 29	GEORGIA SOUTHERNW, 5-4
March 30	GEORGIA SOUTHERNW, 10-6
April 1	NC CENTRALW, 17-8
April 2	at Wake ForestL, 5-4
April 5	at College of Charleston *W, 12-0
April 6	at College of Charleston *L, 11-3
April 7	at College of Charleston *L, 3-2 (10)
April 9	at DukeL, 17-2
April 12	APPALACHIAN STATE *L, 9-1
April 13	APPALACHIAN STATE *W, 6-5 (11)
April 14	APPALACHIAN STATE *L, 9-5
April 16	WAKE FORESTL, 11-4
April 20	at Davidson *W, 8-6
April 20	at Davidson *L, 5-4
April 21	at Davidson *L, 7-5
April 24	at CampbellL, 10-7
April 26	WESTERN CAROLINA *L, 7-3

April 27	WESTERN CAROLINA *L, 10-7
April 27	WESTERN CAROLINA *L, 15-5
April 30	NORTH CAROLINA A&TW, 6-2
May 3	at Samford *L, 15-9
May 4	at Samford *W, 8-3
May 5	at Samford *W, 7-6
May 10	at Furman *W, 16-4
May 11	at Furman *L, 13-7
May 12	at Furman *L, 6-4
May 14	DUKEL, 12-2
May 16	THE CITADEL *L, 12-2
May 17	THE CITADEL *W, 13-11
May 18	THE CITADEL *W, 7-4

* SoCon Game
% - at NewBridge Bank Park (Greensboro, N.C.)

2014

Record: 21-28
Southern Conference Record: 8-16 (9th)
Head Coach: Link Jarrett

Feb. 18	DUKEW, 9-8 (12)
Feb. 19	UNC ASHEVILLEL, 7-4
Feb. 21	at Georgia TechL, 7-3
Feb. 22	at Georgia TechL, 7-0
Feb. 23	at Georgia TechL, 12-3
Feb. 25	WAKE FORESTW, 11-10 (10)
Feb. 26	HIGH POINTL, 7-4
Feb. 28	GEORGETOWNW, 7-1
March 1	GEORGETOWNW, 14-3
March 2	GEORGETOWNW, 10-9
March 5	EAST CAROLINAL, 4-3 (10)
March 8	vs. UMBL !L, 2-0
March 9	vs. Minnesota !W, 4-1
March 10	at Coastal Carolina !L, 3-0
March 11	at East CarolinaW, 6-5
March 12	at UNCWL, 5-2
March 15	PRINCETONW, 11-10 (12)
March 15	PRINCETONW, 11-1
March 16	PRINCETONL, 11-1 (8)
March 19	UMESW, 16-5
March 21	FURMAN *L, 15-7 (10)
March 22	FURMAN *W, 14-8
March 22	FURMAN *W, 8-6
March 26	NORTH CAROLINA A&TW, 8-7
March 28	at Appalachian State *L, 4-2
March 29	at Appalachian State *L, 15-4
April 2	NORTH CAROLINA A&TW, 13-8
April 4	WESTERN CAROLINA *L, 5-4
April 5	WESTERN CAROLINA *L, 13-12 (10)
April 6	WESTERN CAROLINA *L, 3-1
April 8	at Wake ForestW, 4-2
April 11	at Georgia Southern *W, 6-2
April 12	at Georgia Southern *L, 10-6
April 13	at Georgia Southern *W, 8-7
April 17	at Davidson *L, 7-6 (11)
April 22	at DukeL, 2-0
April 25	ELON *W, 5-1
April 26	ELON *W, 12-3
April 27	ELON *W, 13-4
May 2	SAMFORD *L, 16-3
May 3	SAMFORD *W, 8-6
May 4	SAMFORD *L, 14-7
May 9	at Wofford *L, 5-4
May 10	at Wofford *L, 2-1
May 11	at Wofford *L, 8-4
May 16	at The Citadel *L, 7-5
May 17	at The Citadel *L, 13-12
May 17	at The Citadel *L, 14-11
May 20	vs. Furman #L, 6-5 (11)

* SoCon Game
! - Chanticleer Classic (Myrtle Beach, S.C.)
SoCon Tournament (Charleston, S.C.)

2015

Record: 23-27
Southern Conference Record: 12-12 (T-4th)
Head Coach: Link Jarrett

Feb. 13	HIGH POINTW, 12-8
Feb. 14	at High PointL, 12-2
Feb. 21	at East Carolina !L, 8-3
Feb. 21	vs. No. 24 Liberty !W, 6-5
Feb. 22	vs. St. John'sL, 4-0
Feb. 25	at ElonL, 7-3
Feb. 28	vs. Charlotte #L, 2-1
Feb. 28	vs. NC State #L, 4-2
March 4	at Wake ForestL, 11-7
March 7	PRINCETONW, 12-3 (7)
March 7	PRINCETONL, 14-9
March 8	PRINCETONW, 6-5 (8)
March 8	PRINCETONW, 16-7 (7)
March 11	at East CarolinaL, 8-1
March 13	at UNCWW, 10-4
March 15	vs. Columbia \$L, 8-7
March 17	NC STATEW, 7-3
March 18	at NC StateL, 8-3
March 20	WESTERN CAROLINA *W, 17-2
March 21	WESTERN CAROLINA *L, 17-6
March 22	WESTERN CAROLINA *W, 7-4
March 24	vs. North Carolina A&T %W, 10-0
March 27	at ETSU *W, 8-6
March 28	at ETSU *W, 7-5
March 29	at ETSU *L, 5-3
April 3	at Samford *L, 7-4
April 3	at Samford *W, 5-0
April 4	at Samford *L, 14-7
April 8	WAKE FORESTW, 9-8
April 10	FURMAN *L, 9-4
April 11	FURMAN *L, 10-0
April 12	FURMAN *W, 9-8
April 17	THE CITADEL *W, 5-0
April 18	THE CITADEL *W, 5-4
April 18	THE CITADEL *L, 8-7
April 21	ELONL, 11-9
April 24	at Mercer *L, 12-1
April 26	at Mercer *W, 9-3
April 26	at Mercer *W, 8-7
April 28	at No. 17 North CarolinaW, 5-3
May 1	WOFFORD *L, 8-5
May 2	WOFFORD *L, 7-5
May 3	WOFFORD *W, 14-7
May 8	at VMI *L, 11-3
May 9	at VMI *L, 8-2
May 10	at VMI *W, 13-11 (10)
May 14	GARDNER-WEBBW, 6-2
May 15	at Gardner-WebbL, 4-3
May 21	vs. VMI #L, 6-5
May 21	vs. The Citadel &L, 8-4

* Southern Conference game
! Keith-LeClair Classic (Greenville, N.C.)
at Savannah, Ga.
\$ at Wilmington, N.C.
% at NewBridge Bank Park (Greensboro, N.C.)
& Southern Conference Championship (Charleston, S.C.)

2016

Record: 38-21
Southern Conference Record: 15-9 (T-2nd)
Head Coach: Link Jarrett

Feb. 19	at High PointW, 9-3
Feb. 20	HIGH POINTW, 13-5
Feb. 21	at High PointL, 15-5
Feb. 23	ELONW, 7-3
Feb. 26	BINGHAMTONW, 10-9
Feb. 27	BINGHAMTONW, 5-2
Feb. 28	BINGHAMTONW, 19-4
Mar. 1	at NC StateL, 8-4
Mar. 4	ARMYW, 16-2
Mar. 5	ARMYW, 10-6
Mar. 6	ARMYL, 6-4
Mar. 9	at UNCWL, 8-4
Mar. 11	Illinois ^W, 20-9
Mar. 11	at Coastal Carolina ^W, 4-2
Mar. 12	Illinois ^W, 5-4 (10)
Mar. 13	at Coastal Carolina ^L, 7-4
Mar. 16	UMESW, 8-2
Mar. 18	MARISTW, 16-3
Mar. 19	MARISTW, 8-6

2018 UNCG BASEBALL

Mar. 20	Marist.....	W, 16-4
Mar. 22	North Carolina A&T#.....	L, 9-8 (10)
Mar. 24	GEORGETOWN.....	W, 17-9
Mar. 25	GEORGETOWN.....	W, 8-4
Mar. 26	GEORGETOWN.....	W, 5-4
Mar. 29	NORTH CAROLINA A&T.....	W, 6-2
Mar. 30	at Campbell.....	W, 8-2
April 1	VMI *.....	W, 10-4
April 2	VMI *.....	W, 11-6
April 3	VMI *.....	W, 6-1
April 5	at Duke.....	L, 7-4
April 8	at The Citadel*.....	W, 14-1
April 9	at The Citadel*.....	L, 7-5
April 10	at The Citadel*.....	W, 7-4
April 12	at Wake Forest.....	L, 6-4
April 13	WAKE FOREST.....	W, 18-3
April 15	at Furman *.....	L, 9-7
April 16	at Furman *.....	W, 18-11
April 17	at Furman *.....	W, 14-0
April 20	at Elon.....	L, 14-8
April 22	ETSU *.....	W, 6-5
April 23	ETSU *.....	W, 13-6
April 24	ETSU *.....	W, 9-7
April 26	CAMPBELL.....	W, 10-2
April 29	SAMFORD *.....	W, 10-2
April 30	SAMFORD *.....	L, 9-3
April 30	SAMFORD *.....	L, 9-5
May 6	at Wofford *.....	L, 12-3
May 7	at Wofford *.....	W, 6-1
May 8	at Wofford *.....	W, 6-1
May 11	at UNC Asheville.....	L, 12-7
May 13	at Western Carolina *.....	L, 8-5
May 14	at Western Carolina *.....	L, 19-8
May 15	at Western Carolina *.....	W, 8-5
May 18	MERCER *.....	L, 8-2
May 19	MERCER *.....	W, 1-0
May 19	MERCER *.....	L, 9-1
May 25	Samford &.....	L, 8-5
May 26	Wofford &.....	W, 9-6
May 27	Furman &.....	L, 15-10

^ - Coastal Carolina Invitational
 # - Game Played at NewBridge Bank Park
 * - SoCon Game
 & - SoCon Tournament at Fluor Field in Greenville, S.C.

2017

Record: 36-24

Southern Conference Record: 14-10 (3rd)

SoCon Tournament Champions

NCAA Clemson Regional

Head Coach: Link Jarrett

Feb. 17	at #4 South Carolina.....	L, 7-1
Feb. 18	at #4 South Carolina.....	L, 5-1
Feb. 19	at #4 South Carolina.....	W, 1-0
Feb. 23	at Wake Forest.....	L, 15-8
Feb. 24	MICHIGAN STATE.....	L, 5-4
Feb. 25	MICHIGAN STATE.....	L, 22-16
Feb. 26	MICHIGAN STATE.....	W, 4-1
Feb. 28	#6 NC STATE.....	L, 8-2
Mar. 3	MARYLAND EASTERN SHORE.....	W, 11-3
Mar. 4	MARYLAND EASTERN SHORE.....	W, 4-2
Mar. 5	MARYLAND EASTERN SHORE.....	W, 18-4
Mar. 7	ELON.....	W, 12-8
Mar. 10	PRINCETON.....	L, 5-3
Mar. 11	PRINCETON.....	W, 6-1
Mar. 11	PRINCETON.....	L, 10-5
Mar. 12	PRINCETON.....	W, 12-3
Mar. 16	LAFAYETTE.....	W, 25-7
Mar. 17	LAFAYETTE.....	W, 14-2
Mar. 17	LAFAYETTE.....	W, 8-7
Mar. 18	LAFAYETTE.....	11-8
Mar. 22	North Carolina A&T \$.....	W, 5-4
Mar. 24	WESTERN CAROLINA *.....	W, 5-4
Mar. 25	WESTERN CAROLINA *.....	L, 9-5
Mar. 26	WESTERN CAROLINA *.....	W, 8-2
Mar. 28	UNC ASHEVILLE.....	W, 14-3
Mar. 31	at ETSU *.....	L, 11-0
Apr. 1	at ETSU *.....	W, 9-7
Apr. 2	at ETSU *.....	W, 12-3
Apr. 7	FURMAN *.....	W, 3-1
Apr. 8	FURMAN *.....	W, 7-6 (11)
Apr. 9	FURMAN *.....	W, 9-3

Apr. 11	at NC State.....	L, 10-1
Apr. 13	WOFFORD *.....	L, 13-4
Apr. 14	WOFFORD *.....	L, 8-7
Apr. 15	WOFFORD *.....	W, 13-12
Apr. 18	at High Point.....	L, 1-0
Apr. 21	at Ohio State.....	W, 11-4
Apr. 22	at Ohio State.....	W, 11-4
Apr. 23	at Ohio State.....	L, 5-4
Apr. 28	at Mercer *.....	W, 8-4
Apr. 29	at Mercer *.....	L, 6-5
Apr. 30	at Mercer *.....	W, 10-3
May 2	at Elon.....	W, 12-3
May 5	at VMI *.....	L, 7-3
May 6	at VMI *.....	L, 8-7 (10)
May 7	at VMI *.....	W, 8-5
May 12	THE CITADEL *.....	L, 5-2
May 13	THE CITADEL *.....	W, 8-2
May 14	THE CITADEL *.....	W, 15-5 (7)
May 18	at Samford *.....	L, 4-0
May 19	at Samford *.....	L, 7-1
May 20	at Samford *.....	W, 14-7
May 25	vs. Samford #.....	W, 6-3
May 26	vs. ETSU #.....	W, 6-4
May 27	vs. Furman #.....	W, 12-8
May 28	vs. Furman #.....	L, 6-4
May 28	vs. Furman #.....	W, 13-1 (7)
June 2	vs. #15 Clemson ^.....	L, 5-4
June 3	vs. #23 St. John's ^.....	W, 3-1
June 4	vs. #15 Clemson ^.....	L, 6-3

* - Southern Conference game
 # - Southern Conference Tournament game
 ^ - NCAA Clemson Regional

All-Americans

2016-17 - Andrew Moritz	'17 - First Team - CoSIDA Academic AA '16 - Freshman - Collegiate Baseball
2017 - Caleb Webster	Freshman - Collegiate Baseball Freshman - NCBWA
2016 - Ben Spitznagel	Third Team - ABCA/Rawlings Third
2016 - Cesar Trejo	Freshman - Collegiate Baseball Freshman - D1baseball.com
2013 - Christian Wolfe	Second Team - NCBWA Second Team
2006 - Patrick Curran	Second Team - Academic CoSIDA/ESPN
2003 - Chris Mason	Freshman - Louisville Slugger
2000-03 - Ryan Gordon	'00 - Freshman '03 - Collegiate Baseball First Team '03 - Louisville Slugger
2001-02 - Scooter Michael	'01 - Freshman H.M. - Collegiate Baseball '02 - Third Team - Louisville Slugger '02 - Third Team - NCBWA
1998 - Ted Toler	Collegiate Baseball Freshman Honorable Mention
1997 - Steve Mogan	Freshman - Mizuno
1997 - Dominic Pattie	Third Team - ABCA/Rawlings Third Team - Louisville Slugger
1997 - Jason Parsons	Third Team - Collegiate Baseball Third Team - ABWA
1996 - Jonathan Jackson	Freshman - Mizuno Freshman - Baseball America
1994 - Tim Giles	Freshman - Mizuno
1993 - Anthony Sylvester	Freshman - Mizuno

ALL-TIME ALL CONFERENCE SELECTIONS

Big South Conference (1991-1997)

1994
 Tonka Maynor - OF - First Team
 Joey DeAngelis - 1B - First Team

1995
 Nicky Phillips - OF - Second Team
 Steve Matyczuk - 3B - Second Team
 Stephen Vaughn - C - Second Team
 Darrell Tillman - P - Second Team

1996
 Nicky Phillips - OF - First Team
 Pat Calabrese - 3B - First Team
 Jonathan Jackson - P - First Team
 Tim Giles - 1B - Second Team

1997
 Nicky Phillips - OF - First Team
 Dominic Pattie - 2B - First Team
 Steve Mogan - 3B - First Team
 Jason Parsons - P - First Team
 Ken Vawter - OF - Second Team

Southern Conference (1998-Present)

1998
 Dominic Pattie - 2B - First Team
 Linwood Davis - OF - First Team
 Corey McDonald - SP - Second Team
 Jason Parsons - RP - Second Team
 Jeremy Purcell - OF - Second Team

2000
 Ryan Gordon - UT - First Team
 Jeremy Purcell - OF - First Team
 Taft Cable - RP - Second Team
 Shane Schumaker - 2B - Second Team
 Jeff Smith - OF - Second Team

2001
 Shane Schumaker - 2B - First Team
 Taft Cable - SP - Second Team

2002 - Coaches Poll
 Scooter Michael - SP - First Team
 Jason Sarvis - 2B - First Team
 Ryan Gordon - DH - First Team
2002 - Media Poll
 Scooter Michael - SP - First Team
 Jason Sarvis - 2B - First Team
 Ryan Gordon - DH - First Team

Rhett Woehrlé - 3/30/98
 Lance Surridge - 4/6/98
 Jesse Martin - 3/22/99
 Taft Cable - 5/3/99

2/28/00
 3/20/00
 4/16/01
 Jeremy Purcell - 3/13/00
 Ryan Gordon - 3/13/00
 5/1/00
 Ryan Falcon - 3/10/04
 3/24/03
 3/2/04
 Feb. '04

Shane Schumaker - 3/5/01
 Jesse Martin - 4/16/01
 Scooter Michael - 5/14/01
 3/6/02
 4/15/02

2003 - Coaches Poll

Jarrett Santos - SP - First Team
 Ryan Gordon - DH - First Team
 Jason Sarvis - 2B - Second Team
2003 - Media Poll
 Ryan Gordon - DH - First Team
 Jarrett Santos - SP - Second Team
 Jason Sarvis - 2B - Second Team

2004 - Coaches Poll

Jarrett Santos - RP - Second Team
 Danny Valencia - 3B - Second Team
 Ryan Gordon - OF - Second Team
2004 - Media Poll
 Danny Valencia - 3B - Second Team

2005 - Coaches Poll

Chris Mason - SP - First Team
2005 - Media Poll
 Chris Mason - SP - First Team

2006 - Coaches Poll

Jermaine Mitchell - OF - First Team
 Patrick Curran - RP - Second Team
2006 - Media Poll
 Jermaine Mitchell - OF - First Team

2007 - Coaches Poll

Ryan Falcon - SP - Second Team
2007 - Media Poll
 Ryan Falcon - SP - Second Team

2008 - Coaches Poll

Greg Martin - SP - Second Team
 Ricky Orton - 1B - Second Team
2008 Media Poll
 Ricky Orton - 1B - Second Team

2010 All Freshman

Harry Slate

2011 - Coaches Poll

Warren Slack - SP - First Team
 Trevor Edwards - C - First Team
2011 - Media Poll
 Trevor Edwards - C - First Team
All Freshman
 Brandon Browne

2012 - Coaches Poll

Thomas Troelstrup - 3B - Second Team

2013 - Coaches Poll

Christian Wolfe - OF - First Team

Trevor Edwards - 3B - Second Team
2013 - Media Poll
 Christian Wolfe - OF - First Team
All Freshman
 Ryan Clark
 Nin Marrero

2014 - Coaches Poll

Hunter King - 2B - First Team
 Sean Guite - 3B - First Team
 Jordan McDonald - SS - Second Team
2014 - Media Poll
 Eric Kalbfleisch - OF - Second Team
 Hunter King - 2B - Second Team
 Jordan McDonald - SS - Second Team
All Freshman
 Adam Swim

2015 - Coaches Poll

Ryan Clark - SP - Second Team
 Eric Kalbfleisch - OF - Second Team
2015 - Media Poll
 Eric Kalbfleisch - OF - First Team
All Freshman
 Andrew Wantz

2016 - Coaches Poll

Andrew Wantz - RP - First Team
 L.J. Kalawaia - OF - First Team
 Collin Woody - 3B - First Team
 Ben Spitznagel - 2B - Second Team
 Dillon Stewart - DH - Second Team
2016 - Media Poll
 Andrew Wantz - RP - First Team
 Co-Pitcher of the Year

L.J. Kalawaia - OF - First Team
 Collin Woody - 3B - First Team
 Ben Spitznagel - 2B - Second Team
 Dillon Stewart - DH - Second Team
All Freshman
 Matt Frisbee
 Andrew Moritz
 Cesar Trejo

2017 - Coaches Poll

Caleb Webster - 3B - Freshman of the Year
 First Team
 Andrew Moritz - OF - First Team
 Ben Spitznagel - OF - Second Team
 Cesar Trejo - DH - Second Team
2017 - Media Poll
 Caleb Webster - 3B - Freshman of the Year
 First Team
 Andrew Moritz - OF - First Team
 Ben Spitznagel - OF - Second Team
All Freshman
 Caleb Webster

SoCon Weekly and Monthly Awards

Rhett Woehrlé - 3/30/98	5/6/03	Corey Overholtzer - 3/3/08	Andrew Wantz - 4/4/16
Lance Surridge - 4/6/98	Ryan Galligan - 3/11/02	2/22/10	Matt Frisbee - 4/18/16
Jesse Martin - 3/22/99	Jason Sarvis - 4/8/02	Ricky Orton - 3/10/08	2/20/17
Taft Cable - 5/3/99	Jay Metzger - 3/18/02	5/5/08	Feb. '17
2/28/00	4/29/02	Greg Feltes - 3/31/08	Austin Embler - 3/13/17
3/20/00	3/14/05	Cody Walker - 5/16/11	Caleb Webster - March '17
4/16/01	3/28/05	Warren Slack - 5/16/11	
Jeremy Purcell - 3/13/00	5/9/05	Thomas Troelstrup - 2/27/12	
Ryan Gordon - 3/13/00	3/14/05	Cambric Moye - 4/1/13	
5/1/00	5/1/00	Jordan McDonald - 3/24/14	
Ryan Falcon - 3/10/04	3/28/05	Hunter King - 4/28/14	
3/24/03	5/9/05	April '14	
3/2/04	3/14/05	Tyler Frazier - 4/14/14	
Feb. '04	3/29/04	Zac MacAneney - 3/9/15	
Shane Schumaker - 3/5/01	April '04	Ryan Clark - 4/20/15	
Jesse Martin - 4/16/01	Guy Welsh - 5/1/06	March '15	
Scooter Michael - 5/14/01	Jermaine Mitchell - 5/15/06	Chad Sykes - 5/4/15	
3/6/02	May '06	March '16	
4/15/02	Patrick Curran - 5/1/06	L.J. Kalawaia - 4/18/16	

2018 UNCG BASEBALL

ALL-TIME PROGRAM ROSTER

A		Zach Furl 2009-12	Zach Leach 2010-13	Jarrett Santos 2003-04
Julian Abreu 2013-2015		Scott Fussell 1993, 1995	Justin Lee 2000-02	Jason Sarvis 2000-03
David Adams 2002-2006			Tino Leite 2012	Coleman Sawyer 2018-current
Nate Alden 2003-2004		G	Pedro Leon 2008-09	Josh Schmidt 2004
Will Allison 1997		Kevin Gaddy 1994-95	Jake Lewis 2016-current	Dan Schneider 1991-94
Adam Anderson 2013-2014		Ryan Galligan 2001-04	Jake Linney 2007	Scott Schneider 2007
Matt Anderson 2011		Matt Gaski 2007-08	Dan Loats 2017-current	Pete Schultz 2011-12
Justin Aquilante 2000-2001		Drew Gehringer 2008-11	Nick Lockhart 2001-02	Shane Schumaker 2000-01
B		Andrew George 2014	Tripp Lockhart 2002	Doug Schutt 2001
Josh Baas 2006		Matt Gibbs 2007-08	Tyler Long 2014-15	Taylor Schwarz 2010
Ramon Balderas 2000-2001		Clay Gibson 2005-08	Rob Luerhsen 1998	John Sheeran 1995-96
Tyler Ballengee 2006		Tim Giles 1994-96		Alex Shelton 2007-10
Chris Barker 2010-11		Lee Gilliam 2012-15	M	Tripp Shelton 2015-current
Michael Bates 2015-17		Rob Gilliam 2007-09	Josh Madole 2018-current	Matt Shuey 1994-95
Marcus Battle 1995		Keith Glauber 1992	Chris Madonna 1991-92	Warren Slack 2008-11
Brad Beavers 1995		Drew Goodman 2016-17	Bobby Martin 2011-12	Ryne Sigmon 2015-17
Kevin Bedard 1995-1996		Nick Gonzalez 1999-00	Greg Martin 2006-09	Harry Slade 2010
Brad Beeson 1995-1996		Roly Gonzalez 2005-06	Jesse Martin 1999-02	Sean Slaughter 2002
Matt Berry 1991-1992		Ryan Gordon 2000-04	Sam Martin 2005-07	Greg Smith 2008-11
Blair Betts 2012-15		Sean Gordon 1998-99	Greg Matson 2006	Hunter Smith 2015-16
Chase Bishop 2018-current		Michael Goss 2016-17	Chris Mason 2003-05	Jeff Smith 1999-00
Matt Bjorkstrom 2007-08		Matt Gould 2017	Steve Matyczuk 1992-95	Logan Smith 2005-08
Adam Boghosian 2011-14		Andy Grader 2002	Jay Maule 2001-2005	Sean Snell 2005-08
Jason Branta 2004		Chris Graham 2016	Jake Mayhew 2016-current	Alex Sova 2017-current
Ryan Brincat 2004		Brian Greene 1993-94	Jack Maynard 2017-current	TJ Spina 2012-13
Eric Brindle 2010-11		Stephen Greene 2016	Tonka Maynor 1991-94	Ben Spitznagel 2016-17
Brandon Browne 2011-14		Austin Grissom 1998-99	Nelson Mayton 2000	Andrew Spleth 2011-12
Jon Bystrek 1996-98		Ricky Guile 2012-15	Zach MacAneney 2012-15	Bryant Stafford 2015
C		Sean Guite 2013-14	Casey McBride 1996	Nick Starnes 2003-07
Taft Cable 1999-01		Michael Gullledge 2001-03	Wes McBride 2008-12	Brandon Stephens 2017-current
Pat Calabrese 1993-96			Wes McCall 2005-08	Dillon Stewart 2014, 2016-current
Rick Capretta 1997-00		H	Mike McClain 2002-04	Bill Stone 1996-99
Mike Carothers 1994		Keaton Haack 2015-16	Corey McDonald 1996-99	Kirk Strebin 2002-03
Seth Carr 2004		Joe Hager 2011-13	Jordan McDonald 2014	Jeremy Suggs 1998
Tim Carrier 2007-08		Jake Hall 2013-15	Kendall McDowell 2014-15	Lance Surridge 1997-98
Ryan Caveness 2018-current		Greg Hardison 2018-current	Clinton McKinney 2006-07	Allie Swanson 2003
Travis Chance 1996		Brandon Harvey 2006-07	Kevin Meakum 1998	Adam Swim 2014-15
Nick Chapman 2012-15		Chad Hayes 2001	Jay Metzger 2001-04	Anthony Sylvester 1993-96
Grayson Chapman 2018-current		Dustin Ham 2002	Scotter Michael 2001-04	Chad Sykes 2015-current
Chad Clark 2003		Jason Hamilton 1996	Jarett Miller 2011	
Ryan Clark 2013-15		Lucas Hamilton 2001-02	Will Miller 2000	T
Ryan Clear 2006		Everett Hancock 1999-02	Jermaine Mitchell 2006	Trey Talley 2011
Kendall Clement 2004		Cole Harrison 2011-13	Chris Mittendorf 2000-01	Jonathan Tapper 2002
Kyle Cliff 2017		Blake Hassebrock 2008-10	Brian Moehler 1991-93	Jay Tarigo 1997
Ryan Clinch 2017-current		Dylan Hathcock 2011-14	Mike Mongiello 2005-06	Kyle Tasco 2000
Chris Cloninger 1999-02		Trevor Heasley 2017	Steve Moka 1997-99	Corey Taylor 2012-13
Sean Connors 2000-01		Shawn Heath 1992	Brian Morgan 1994-96	Eric Temple 2009
Chris Cook 1997, 1999-01		Shawn Hendon 2013	Andrew Moritz 2016-current	David Thigpen 1999-00
Ray Crawford 2011		Caleb Henley 2011-14	Steve Morgan 2004	Allen Thomas 2003
Justin Crist 2004-05		Bryce Hensley 2016-current	Cambric Moye 2011-13	Andy Thomas 1993
Matt Crump 2010-12		John Hein 2011		Dylan Thompson 2013-14
John Cucchiarella 2008-10		Pete Hernandez 2003	N	Kevin Thompson 1998-99
Nick Cucchiarella 2008		Tyler Hollstegge 2010-12	Jared Nace 2000	Shane Thompson 2006-07
Matt Currin 1992		Damin Hopkins 2000	Jack Nemecek 1991-92	Bryan Thyroff 2007-08
Patrick Currin 2003-06		Richard Hopp 1999-01	Dylan Newton 2011	Darrell Tillmon 1994-95
D		Alex Hoppe 2018-current	Jonathan Nichols 2002-06	Ted Toler 1998-01
Scott Danna 1991-93		Aaron Horne 1999-02	Jason Nolte 1998	Matt Tomlin 2002
Adam Daufeldt 2009		Jeff Huffman 1991-94	Brent O'Berry 2008-09	Cesar Trejo 2016-current
Lucas Daulton 2004		Matt Hulsmann 1992	Matt Oakley 1992	Jeremiah Triplett 2016-current
Kevin Davis 1996		Adam Hutson 2015-16	Mark Oetjen 1997-99	Thomas Troelstrup 2011-12
Linwood Davis 1997-98		Colby Hyatt 2010-11	Brian Oringderff 1991-92	Travis Tuttle 2017
Joey DeAngelis 1991-94			Ricky Orton 2007-08	
Adam Deleo 2005-08		J	Corey Overholzer 2007-10	U
Jon Denote 2003-05		Jonathan Jackson 1996-99		JoJo Underwood 2016-17
TJ Donovan 1995-96		Trey Jacobs 2016-17	P	Jeff Ust 2000
Eric Downum 1992		Brennen James 2012-15	Matt Parish 2009-10	
Daniel Dulaney 2015		Jason Jaworoski 1995	Austin Parrish 2003-04	V
Chris Durocher 1996		Ed Jayjack 2006-10	Bryan Parrish 1991-92	Danny Valencia 2004
Dan Duskin 1999		Joel Johnson 2007	Jason Parsons 1995-98	Dominique Vattuone 2012-13
Andy Dvonch 1991-94		Nolan Johnson 2003-04	Dominic Pattie 1995-98	Stephen Vaughan 1993-96
E		Jonathan Jones 2011-12	Chris Perry 1999	Minky Vawter 1997-98
David Eager 1992		Nick Jones 2012-15	Mark Peterson 2009	Mike Viruso 1992-93
Brian Early 1993		Blake Jordan 2003	Darin Phalines 2000-01	Tyler Vogler 2009
Trevor Edwards 2009-13		Kory Judd 2006-08	Ian Phillips 2007-09	
Austin Embler 2015-current			Nick Phillips 1994-97	W
Lloyd Enzor 2009-13		K	Sean Pick 1991-94	Cody Walker 2010-11
Clark Erskine 2004-06		L.J. Kalawia 2014-16	Jack Ponder 2018-current	Michael Wall 2008-09
Ben Evick 1996-97		Eric Kalbleisch 2012-15	John Posey 1992-94	Andrew Wantz 2015-current
F		Kevin Keene 2004	Max Poyse 2012-14	Daniel Ward 2002
Chris Faircloth 1995-96		Fletcher Kemp 1999	Jeremy Purcell 1997-00	Brandon Weber 1996-99
Ryan Falcon 2003-07		Ben Kerner 2016-17		Caleb Webster 2017-current
Matt Faulkner 1993-94		Scott Kerns 1991-93	Q	Corey Weglin 2007
Greg Feltes 2005-08		John Kincaid 1998	Ray Quinones 2008-11	Clay Wehner 2003
Cody Fitch 2015-16		Hunter King 2014-15		Easton Welch 2015-current
Bryan Fleming 1995		Trey Kissack 2018-current	R	Guy Welsh 2006-07
Joey Frabasilie 2008-10		Adam Krieger 2007	Scott Rachlin 1999	Craig Whalen 2002-03
Tyler Frazier 2012-15		Mike Krekorian 1997-00	Bradley Raynor 2008-09	TJ Wharton 2012
Alex Frederick 2009-10		Zach Kuchmaner 2015-current	Robbie Redic 2002-04	James White 2008
Raymond Frias 2009		Jake Kusz 2014-current	Kris Richards 2009-12	Hogan Windish 2018-current
Matt Frisbee 2016-current		Jay Kuykendall 1993-96	Mike Rikard 1991-94	Rhett Woehrl 1997-98
Mark Ford 1999			Jeremy Roulin 2004-06	Christian Wolfe 2012-13
G		L	Devin Ruiz 2015-current	Collin Woody 2015-16
		Lee Land 2007		Aaron Wright 2014-15
		Jason Langlois 1994-95	S	
		Jesse Lavender 2001-04	Justin Saltalamacchia 2002-03	Y
			Andrew Salvo 1998	Scott Young 1992-95

2018 UNCG BASEBALL

SPARTANS IN THE MLB DRAFT

Player	Position	Year Drafted	Drafted By	Round
Jack Maynard	Pitcher (RHP)	2017	Arizona Diamondbacks	21
Ben Spitznagel	Outfield	2017	Oakland Athletics	27
L.J. Kalawaia	Outfield	2016	Los Angeles Angles of Anaheim	21
Hunter Smith	Pitcher (RHP)	2016	Boston Red Sox	24
Collin Woody	Third Base	2016	Baltimore Orioles	38
Ryan Clark	Pitcher (RHP)	2015	Atlanta Braves	5
Max Povse	Pitcher (RHP)	2014	Atlanta Braves	3
Dylan Thompson	Pitcher (RHP)	2014	Colorado Rockies	32
Cambric Moye	Catcher	2013	Los Angeles Angels of Anaheim	30
Dominique Vattuone	Pitcher (RHP)	2013	Oakland Athletics	32
Tyler Holstegge	Pitcher (RHP)	2012	Oakland Athletics	21
Jarrett Miller	Pitcher (RHP)	2011	Atlanta Braves	21
Blake Hassebrock	Pitcher (RHP)	2010	Oakland Athletics	8
Robert Gilliam	Pitcher (RHP)	2009	Oakland Athletics	8
Ricky Orton	Third Base	2008	Florida Marlins	29
Matt Gaski	Second Base	2008	San Diego Padres	34
Guy Welsh	Third Base	2007	Seattle Mariners	18
Lee Land	Pitcher (RHP)	2007	Oakland Athletics	28
Ryan Falcon	Pitcher (LHP)	2007	Texas Rangers	29
Jermaine Mitchell	Outfield	2006	Oakland Athletics	5
Pat Currin	Pitcher (RHP)	2006	Oakland Athletics	22
Chris Mason	Pitcher (RHP)	2005	Tampa Bay Devil Rays	2
Jarrett Santos	Pitcher (RHP)	2004	Florida Marlins	34
Taft Cable	Pitcher (RHP)	2001	Philadelphia Phillies	8
Jason Marsh	Catcher	2000	Tampa Bay Devil Rays	22
Lance Surridge	Pitcher (RHP)	1997	Baltimore Orioles	18
Tim Giles	First Base	1996	Toronto Blue Jays	20
Tonka Maynor	Outfield	1994	Pittsburgh Pirates	27
Joey DeAngelis	First Base	1994	Colorado Rockies	33
Dan Schneider	Catcher	1994	San Francisco Giants	36
Brian Moehler	Pitcher (RHP)	1993	Detroit Tigers	6
Tonka Maynor	Outfield	1993	Pittsburgh Pirates	47

* - **BOLD** denotes that player has made a debut in Major League Baseball



CHRIS MASON WAS SELECTED 56TH OVERALL BY TAMPA BAY IN THE 2005 MLB AMATEUR DRAFT

2018 UNCG BASEBALL

2017 UNCG BASEBALL MLB DRAFT CLASS



JACK MAYNARD: ARIZONA DIAMONDBACKS



BEN SPITZNAGEL: OAKLAND ATHLETICS

2018 UNCG BASEBALL


2016 UNCG BASEBALL MLB DRAFT CLASS



L.J. KALAWAIA: LOS ANGELES ANGELS OF ANAHEIM



HUNTER SMITH: BOSTON RED SOX




COLLIN WOODY: BALTIMORE ORIOLES

2018 UNCG BASEBALL

2015 UNCG BASEBALL MLB DRAFT CLASS


RYAN CLARK: ATLANTA BRAVES



2018 UNCG BASEBALL

2014 UNCG BASEBALL MLB DRAFT CLASS

MAX POVSE: ATLANTA BRAVES



DYLAN THOMPSON: COLORADO ROCKIES



2018 UNCG BASEBALL

THE SPARTAN CLUB

The mission of the Spartan Club is to secure the financial support that provides our student-athletes with the opportunities to achieve athletic and academic excellence.

MONTHLY DRAFT OF CREDIT CARD

The Spartan Club can draft your credit card account on a monthly basis. Drafts may be authorized on the pledge form.

MATCHING GIFTS


Many companies have a matching gifts program that doubles the value of your gift. Consult your employer for information concerning a matching gift for higher education in support of scholarships for student-athletes. Be sure to enclose your matching gift form with your gift.

ENDOWMENTS

Athletic endowments provide a perpetual source of funding for our student-athlete scholarships and can also support team operational budgets. These gifts ensure financial support in perpetuity. It allows your generosity and your named legacy to live on as a permanent part of UNCG Athletics.

BEQUESTS, STOCKS & SPECIAL GIFTS

When you name the UNCG Spartan Club as a beneficiary in your will or establish a life-income trust, you help to ensure the lasting strength and vitality of the athletic program at UNCG. Bequests, trusts and gifts of appreciated securities, insurance policies and real estate may offer you excellent tax advantages as well. We welcome an opportunity to discuss these giving options with you.



ENDOWED ATHLETIC SCHOLARSHIPS

A name endowment to support athletic scholarships may be created with a commitment of \$50,000 or more. The endowment generates income that is awarded to a student-athlete on an annual basis.

Lynne C. Agee
James H. Allen
Alma W. Barrier
Smith Barrier
William S. Barrier
Richard A. and Sharon M. Beavers
Irwin Belk
Aaron Bobb
Nelson E. Bobb
Richard Brenner
Jim and Lynn Burgio
Michael and Nancy Burke
Marge Burns Bush Family
Bobbi Carson
Celebration of Women in Sport
Mildred Curlee Cooper Caroline
McHardy Elliot
Michael B. Fleming
Robert A. and Mary C. Fleming
Stanley and Dorothy Frank
Athena and Gus Gallins
J. Douglas Galyon
Ellen Griffin

Lester Earl Gross, III
Doug Hamilton
Charles A. Hayes
George G. Hoyle and Kathleen A. Kelly
Becky Jackson
Nathan W. and Robyn E. Jameson
David Bates Knight
C. Thomas Martin
Karl Mayer
Jim Melvin
Charles C. Moyer
Victor M. Nussbaum, Jr.
Michael H. Parker
Frederick S. and Madelyn S. Phillips
Nancy Ann Porter
Charles M. Reid
Malinda B. and David L. Richbourg
Safrit-Ennis
Rayna Matea Taylor
Edward and Carolyn Uprichard
Vann, Frances and Linda L. Warren
H. Michael Weaver

ANNUAL SCHOLARSHIPS

An annual scholarship may be created with a commitment of \$10,000 or more over a four-year period

Bill and Laura Barrier
Richard and Shari Beavers
Chris and Laura Bott
Linda Brady and Steve Heyer
David and Martha Brown
Marc and Janis Bush
Mike and Cherry Callahan
Randy and Amanda Clarida
Craig and Carmela Cook
Larry and Judy Garner
Graphic Visual Solutions, Inc.
Hawthorne Residential Partners
Brad and Kim Hayes
Scott and Jennifer Henegar
Ray and Mary Lou Holoman
Joe and Cindy Hughes
Becky Jackson
Kurt and Joy Kronenfeld
Pete and Kathy LaMuraglia
LindBrook Development

Charles Byrnes and Bud Matthews
Mike and Jill Murray
Dale and Barbara Phipps
Piedmont Orthopedic Association
Mark and Lisa Reynolds
David and Jami Schuck
David and Pam Sprinkle
Mike and Jeanne Twilley
Steve and Debbie Vetter
Well Spring Retirement Community
Jim and Brenda Wilson
Art and Mary Winstead
David and Cheryl Wyrick

2018 UNCG BASEBALL



Baseball Enrichment Fund

You can now make a gift to the UNCG baseball program through an enrichment fund for the sport. Each donation will see 80% go directly to the baseball program to help fund the team's highest priorities and 20% goes into the athletic scholarship fund, which supports all athletic scholarships, including baseball, so 100% of your gift is going to help the baseball program. If you are interested in making a gift to the baseball enrichment fund, contact the Spartan Club office at 336-334-5156.

SPARTAN CLUB STAFF

Craig Fink, Associate AD for Advancement and Chief Revenue Officer
Mike Roach, Executive Director of the Spartan Club
Susan McDonald, Major Gifts Officer
Brian Sturgeon, Spartan Club Intern

UNCG SPARTAN CLUB
PO Box 41230
Greensboro, NC 27404-1230

Phone: 336-334-5156
Fax: 336-334-4063
www.spartanclub.org

